



Saber 3°, 5° y 9° 2015

Cuadernillo de prueba

EJEMPLO DE PREGUNTAS  
Saber 5° Lenguaje



Presidente de la República  
Juan Manuel Santos Calderón

Ministra de Educación Nacional  
Gina María Parody d'Echeona

Viceministro de Educación Preescolar, Básica y Media  
Luis Enrique García De Brigard

Directora General  
Ximena Dueñas Herrera

Secretaria General  
María Sofía Arango Arango

Director de Evaluación  
Andrés Gutiérrez

Director de Producción y Operaciones  
Francia del Pilar Jiménez

Directora de Tecnología  
Ingrid Picón Carrascal

Jefe Oficina Asesora de Comunicaciones y Mercadeo  
Jimmy Alexander Lugo Guerrero

Jefe Oficina Gestión de Proyectos de Investigación  
Luis Eduardo Jaramillo

Subdirectora de Producción de Instrumentos  
Martha Ligia Cuevas Mendoza

Subdirector de Diseño de Instrumentos  
Diego Fernando Lemus Polanía

Subdirectora de Análisis y Divulgación  
Silvana Godoy Mateus

Adaptación y elaboración del documento  
Martha Jeanet Castillo Ballén

Diseño y diagramación  
Gustavo Andrés Álvarez Mejía  
Cecilia Martínez Rodríguez

ISBN de la versión digital: En trámite  
Bogotá D.C., Mayo de 2016



## ADVERTENCIA

Con el fin de evitar la sobrecarga gráfica que supondría utilizar en español “o/a” para denotar uno u otro género, el ICFES opta por emplear el masculino genérico en el que todas las menciones de este se refieren siempre a hombres y mujeres.

Todo el contenido es propiedad exclusiva y reservada del ICFES y es el resultado de investigaciones y obras protegidas por la legislación nacional e internacional. No se autoriza su reproducción, utilización ni explotación a ningún tercero. Solo se autoriza su uso para fines exclusivamente académicos. Esta información no podrá ser alterada, modificada o enmendada.



## TÉRMINOS Y CONDICIONES DE USO PARA PUBLICACIONES Y OBRAS DE PROPIEDAD DEL ICFES

El Instituto Colombiano para la Evaluación de la Educación (ICFES) pone a la disposición de la comunidad educativa y del público en general, **DE FORMA GRATUITA Y LIBRE DE CUALQUIER CARGO**, un conjunto de publicaciones a través de su portal [www.icfes.gov.co](http://www.icfes.gov.co). Dichos materiales y documentos están normados por la presente política y están protegidos por derechos de propiedad intelectual y derechos de autor a favor del ICFES. Si tiene conocimiento de alguna utilización contraria a lo establecido en estas condiciones de uso, por favor infórmenos al correo [prensaicfes@icfes.gov.co](mailto:prensaicfes@icfes.gov.co).

Queda prohibido el uso o publicación total o parcial de este material con fines de lucro. **Únicamente está autorizado su uso para fines académicos e investigativos**. Ninguna persona, natural o jurídica, nacional o internacional, podrá vender, distribuir, alquilar, reproducir, transformar (\*), promocionar o realizar acción alguna de la cual se lucre directa o indirectamente con este material. Esta publicación cuenta con el registro ISBN (International Standard Book Number, o Número Normalizado Internacional para Libros) que facilita la identificación no sólo de cada título, sino de la autoría, la edición, el editor y el país en donde se edita.

En todo caso, cuando se haga uso parcial o total de los contenidos de esta publicación del ICFES, el usuario deberá consignar o hacer referencia a los créditos institucionales del ICFES respetando los derechos de cita; es decir, se podrán utilizar con los fines aquí previstos transcribiendo los pasajes necesarios, citando siempre la fuente de autor ) lo anterior siempre que estos no sean tantos y seguidos que razonadamente puedan considerarse como una reproducción simulada y sustancial, que redunde en perjuicio del ICFES.

Asimismo, los logotipos institucionales son marcas registradas y de propiedad exclusiva del Instituto Colombiano para la Evaluación de la Educación (ICFES). Por tanto, los terceros no podrán usar las marcas de propiedad del ICFES con signos idénticos o similares respecto de cualesquiera productos o servicios prestados por esta entidad, cuando su uso pueda causar confusión. En todo caso queda prohibido su uso sin previa autorización expresa del ICFES. La infracción de estos derechos se perseguirá civil y, en su caso, penalmente, de acuerdo con las leyes nacionales y tratados internacionales aplicables.

El ICFES realizará cambios o revisiones periódicas a los presentes términos de uso, y los actualizará en esta publicación.

***El ICFES adelantará las acciones legales pertinentes por cualquier violación a estas políticas y condiciones de uso.***

---

\* La transformación es la modificación de la obra a través de la creación de adaptaciones, traducciones, compilaciones, actualizaciones, revisiones, y, en general, cualquier modificación que de la obra se pueda realizar, generando que la nueva obra resultante se constituya en una obra derivada protegida por el derecho de autor, con la única diferencia respecto de las obras originales que aquellas requieren para su realización de la autorización expresa del autor o propietario para adaptar, traducir, compilar, etcétera. En este caso, el ICFES prohíbe la transformación de esta publicación.





SABER 5



## SABER 5 - PRUEBA DE LENGUAJE

Responde las preguntas 1 a 6 de acuerdo con el siguiente texto:

**EL ORIGEN DE LA AGRICULTURA**

*La agricultura es un arte y los indios de la Gran Llanura lo saben. Así se lo enseñaron sus ancestros desde el comienzo de los tiempos.*

Se cuenta que hace muchísimo tiempo el joven cacique Trueno Ardiente fue acusado injustamente de renegar contra los dioses, por lo que fue condenado a la horca. Su enamorada, la doncella Pluma Suave, no soportó la muerte de su prometido y lloró incansablemente junto a su tumba, al pie de un gran roble. Era tanto el desconsuelo de la joven que un día se le apareció el alma de Trueno Ardiente y le dijo:

-No te desespere, Pluma Suave. Recoge en la palma de tu mano la saliva que te arrojaré desde las ramas de este árbol y ya no estarás sola ni triste.

Fue así como, a los pocos meses, la joven doncella quedó embarazada. Pero como no se le conocía esposo fue acusada de deshonestas y condenada por la tribu. Nada convenció al Gran Jefe de la inocencia de la joven. Al contrario, ordenó:

-Sacrifíquela y traigan un tazón con su sangre que ofreceré en honor a los dioses.

Sin embargo, los indios encargados de cumplir este mandato se apiadaron de la bella doncella, le permitieron huir y esconderse en el bosque para que pudiera dar a luz. Al volver a la tienda del Gran Jefe, estos indios lo engañaron entregándole un tazón con la sangre de un venado.

En la espesura del bosque, Pluma Suave encontró una pequeña aldea de cazadores quienes le dieron alimento y la cuidaron. A los pocos días, dio a luz un hermoso niño al que llamaron Rama Firme. Durante el parto, la joven doncella murió y el niño fue entregado a la hija del cacique para que se encargara de criarlo. Con el paso de los años, Rama Firme se hizo grande y fuerte y poco a poco se fue convirtiendo en un gran guerrero.

Mientras tanto, en la Gran Llanura, nadie supo por qué una enorme sequía azotó la región y acabó con todas las plantas y animales. La hambruna y la escasez reinaron en toda la tribu. Los indios danzaron, hicieron plegarias, rezos y cantos pidiendo agua y semillas, pero todo fue inútil al Gran Espíritu. Fue entonces cuando Rama Firme decidió regresar a su tribu. Se subió a lo alto de una enramada y se dirigió al pueblo diciendo:

-Nadie en esta tribu sabe quién soy yo. Pero tal vez sí recuerdan al gran guerrero Trueno Ardiente y a la bella doncella Pluma Suave. Eran mis padres. Hace veinte años fueron condenados injustamente. Al nacer yo, mi madre murió y sus restos doloridos pidieron venganza. Gran Espíritu oyó su clamor y secó cada raíz de la tierra, cada hierba, cada semilla. Yo he venido para contarles la verdad. Si abren su corazón y siembran arrepentimiento, daré a cada familia un trozo de los huesos de mi madre y les enseñaré a cultivarlos. Así se acabará esta sequía-

Y así fue y así será mientras el Padre Sol siga su curso en el firmamento y haga madurar las semillas.

Adaptado de: *Leyendas de América del Norte*. Recopilación y notas de Olga Díaz. Ediciones B Argentina, 2002. pp. 33-35.



## • Pregunta 1.

El primer párrafo, escrito en letra cursiva,

- A. presenta anticipadamente cuál será el desenlace del relato.
- B. especifica cuáles personajes participarán en el relato.
- C. explica la manera como se va a desarrollar la trama de la historia.
- D. introduce un comentario del narrador acerca del origen de este relato.

## • Estructura

<b>Competencia</b>	Comunicativa (Proceso de Lectura)
<b>Componente</b>	Sintáctico
<b>Afirmación</b>	Recupera información implícita de la organización, tejido y componentes de los textos
<b>Nivel de desempeño</b>	Avanzado
<b>Respuesta Correcta</b>	D





## • Resultados a nivel nacional y de Entidad Territorial Certificada (ETC)

ETC/País	A	B	C	D	Omisión y multimarca	Nº estudiantes
Amazonas	22.1%	18.8%	21.6%	34.2%	3.3%	723
Antioquia	26.4%	16.0%	25.2%	31.4%	1.1%	24846
Apartadó	31.3%	17.1%	22.0%	28.4%	1.2%	1454
Arauca	24.7%	14.5%	26.0%	34.4%	0.3%	2692
Armenia	23.7%	13.1%	25.5%	37.2%	0.5%	2170
Atlántico	25.8%	16.7%	23.9%	32.5%	1.2%	5614
Barrancabermeja	23.3%	12.2%	25.8%	37.4%	1.3%	2156
Barranquilla	22.1%	14.1%	24.7%	38.2%	0.9%	10955
Bello	25.6%	12.0%	24.9%	36.8%	0.7%	3984
Bogotá, D.C.	18.3%	9.5%	24.0%	47.4%	0.7%	59888
Bolívar	27.9%	18.8%	25.1%	26.9%	1.3%	10544
Boyacá	20.3%	14.5%	25.5%	39.1%	0.6%	7813
Bucaramanga	19.4%	8.9%	23.9%	47.3%	0.5%	4486
Buenaventura	25.0%	15.1%	25.0%	33.7%	1.2%	4074
Buga	24.7%	12.2%	24.2%	37.8%	1.0%	986
Caldas	21.8%	16.0%	28.1%	33.6%	0.5%	5415
Cali	22.3%	11.9%	25.5%	39.3%	1.0%	18221
Caquetá	22.7%	19.0%	28.1%	28.6%	1.6%	2787
Cartagena	25.6%	13.9%	23.8%	35.5%	1.2%	10022
Cartago	25.7%	13.6%	24.3%	36.1%	0.3%	1204
Casanare	25.0%	15.1%	24.8%	34.6%	0.6%	3166
Cauca	20.0%	17.1%	27.4%	34.1%	1.5%	11642
Cesar	24.2%	17.4%	24.6%	32.7%	1.1%	7401
Chocó	26.0%	20.5%	24.9%	26.4%	2.2%	3377
Chía	16.1%	7.0%	23.9%	52.6%	0.4%	1420
Ciénaga	23.0%	16.1%	26.8%	31.9%	2.2%	1357
Cundinamarca	19.6%	12.0%	24.7%	43.2%	0.6%	15077
Córdoba	26.0%	17.9%	25.5%	29.6%	0.9%	12651
Cúcuta	22.3%	13.5%	26.1%	37.7%	0.5%	6810
Dosquebradas	18.6%	13.0%	27.3%	40.7%	0.4%	1647
Duitama	20.0%	11.0%	21.8%	46.8%	0.3%	1168
Envigado	21.2%	9.3%	23.8%	45.5%	0.2%	1230
Facatativá	21.2%	10.5%	23.6%	44.4%	0.2%	1252
Florencia	23.2%	16.3%	27.1%	32.9%	0.5%	1907
Floridablanca	18.5%	9.6%	22.6%	48.8%	0.6%	2332
Fusagasugá	20.7%	10.7%	25.3%	41.6%	1.6%	1062
Girardot	24.8%	13.5%	24.5%	37.1%	0.2%	912

Continúa en la siguiente página



## SABER 5 - LENGUAJE

ETC/País	A	B	C	D	Omisión y multimarca	N° estudiantes
Girón	21.3%	11.7%	24.3%	42.3%	0.4%	1424
Guainía	22.3%	13.3%	25.3%	38.3%	0.9%	467
Guaviare	23.5%	18.8%	28.3%	27.9%	1.5%	847
Huila	20.4%	15.3%	27.5%	36.0%	0.7%	7370
Ibagué	19.8%	11.5%	24.9%	43.0%	0.8%	4899
Ipiales	17.8%	12.8%	29.6%	39.3%	0.5%	1396
Itagüí	32.1%	11.3%	23.9%	32.1%	0.6%	1675
Jamundí	25.8%	14.1%	26.2%	32.8%	1.1%	1105
La Guajira	24.8%	16.5%	24.0%	33.3%	1.4%	3815
Lorica	25.3%	19.4%	26.8%	27.7%	0.9%	1278
Magangué	28.6%	16.5%	26.2%	28.1%	0.7%	1373
Magdalena	25.0%	17.9%	25.2%	30.1%	1.7%	8777
Maicao	24.4%	16.8%	26.5%	30.3%	2.0%	2100
Malambo	24.7%	14.6%	20.9%	39.0%	0.7%	994
Manizales	21.4%	12.4%	27.6%	38.2%	0.4%	2784
Medellín	27.4%	13.4%	23.6%	34.6%	0.9%	17810
Meta	24.8%	15.9%	26.1%	32.4%	0.8%	5529
Montería	25.0%	16.1%	25.0%	33.0%	0.9%	4559
Mosquera	19.4%	10.1%	24.8%	45.2%	0.5%	1224
Nariño	18.2%	14.6%	28.8%	36.2%	2.3%	9312
Neiva	19.3%	12.6%	28.2%	39.3%	0.6%	3513
Norte de Santander	21.3%	14.9%	27.0%	36.0%	0.9%	7427
Palmira	22.6%	11.0%	25.6%	39.7%	1.1%	2729
Pasto	18.9%	11.8%	26.5%	41.5%	1.3%	3746
Pereira	20.9%	13.7%	25.8%	38.4%	1.2%	3627
Piedecuesta	17.5%	12.3%	24.4%	44.8%	1.0%	1256
Pitalito	22.0%	14.8%	27.2%	34.3%	1.7%	1495
Popayán	19.0%	14.3%	25.8%	40.2%	0.8%	2629
Putumayo	22.3%	18.6%	27.8%	30.4%	1.0%	3643
Quibdó	23.6%	15.6%	28.5%	29.8%	2.4%	1119
Quindío	24.7%	14.6%	26.1%	33.5%	1.1%	2115
Riohacha	24.7%	16.6%	24.9%	32.5%	1.3%	2469
Rionegro	25.1%	11.4%	24.2%	38.9%	0.5%	1001
Risaralda	23.4%	16.6%	26.6%	32.0%	1.4%	2395
Sabaneta	17.4%	9.5%	20.8%	47.9%	4.4%	476
Sahagún	25.9%	15.6%	27.0%	31.1%	0.3%	1163
San Andrés	31.9%	12.9%	24.7%	29.5%	1.1%	458
Santa Marta	23.4%	14.0%	24.7%	36.8%	1.2%	5701
Santander	21.5%	13.9%	25.6%	38.4%	0.6%	7558

Continúa en la siguiente página









ETC/País	A	B	C	D	Omisión y multimarca	N° estudiantes
Sincelejo	24.6%	14.8%	25.0%	35.0%	0.6%	2969
Soacha	22.8%	10.8%	24.2%	41.8%	0.4%	5323
Sogamoso	19.7%	10.2%	23.1%	46.8%	0.1%	1357
Soledad	21.6%	14.9%	25.9%	36.2%	1.4%	4939
Sucre	26.4%	17.5%	26.6%	28.7%	0.8%	7529
Tolima	23.5%	15.5%	26.6%	33.6%	0.8%	9063
Tuluá	22.6%	12.4%	25.1%	39.5%	0.4%	2066
Tumaco	27.1%	18.3%	25.1%	27.4%	2.1%	2344
Tunja	19.5%	10.0%	22.5%	47.9%	0.2%	1615
Turbo	29.2%	18.4%	25.3%	25.9%	1.1%	2105
Uribe	25.8%	16.7%	28.7%	26.1%	2.8%	1293
Valle del Cauca	23.4%	15.1%	26.2%	34.6%	0.7%	7924
Valledupar	23.8%	14.1%	23.5%	37.2%	1.4%	4920
Vaupés	19.5%	17.0%	29.0%	34.1%	0.4%	452
Vichada	24.2%	17.6%	25.0%	32.0%	1.3%	785
Villavicencio	21.8%	11.0%	22.4%	44.3%	0.5%	5036
Yopal	26.0%	13.7%	25.2%	35.0%	0.2%	1890
Yumbo	22.9%	12.4%	29.2%	34.1%	1.4%	1259
Zipaquirá	16.7%	9.9%	23.6%	49.5%	0.3%	1269
Colombia	22.7%	14.0%	25.3%	37.2%	1.0%	451841

\*Es posible que los porcentajes mostrados no sumen exactamente 100 debido a aproximaciones decimales.



• **Pregunta 2.**

El esquema que mejor representa lo que le ocurrió a Trueno Ardiente en la historia es:

- A. Por haber dejado embarazada a Pluma Blanca,  Trueno Ardiente es condenado.
- B. Por haberse enamorado de la diosa Pluma Suave,  Trueno Ardiente es condenado.
- C. Por haber ofendido a los dioses,  Trueno Ardiente es condenado.
- D. Por haber ocasionado una sequía en la tribu,  Trueno Ardiente es condenado.

• **Estructura**

<b>Competencia</b>	Comunicativa (Proceso de Lectura)
<b>Componente</b>	Semántico
<b>Afirmación</b>	Recupera información explícita en el contenido del texto.
<b>Nivel de desempeño</b>	Satisfactorio
<b>Respuesta Correcta</b>	C





## • Resultados a nivel nacional y de Entidad Territorial Certificada (ETC)

ETC/País	A	B	C	D	Omisión y multimarca	N° estudiantes
Amazonas	18.7%	25.6%	39.3%	13.3%	3.2%	723
Antioquia	16.3%	22.3%	48.9%	11.4%	1.1%	24846
Apartadó	17.5%	23.9%	44.2%	12.8%	1.7%	1454
Arauca	14.9%	23.1%	51.9%	9.8%	0.4%	2692
Armenia	14.2%	20.8%	54.3%	10.2%	0.5%	2170
Atlántico	17.4%	24.4%	43.1%	13.4%	1.6%	5614
Barrancabermeja	14.1%	20.9%	54.7%	9.0%	1.3%	2156
Barranquilla	14.6%	22.3%	51.7%	10.5%	0.9%	10955
Bello	13.0%	19.3%	56.1%	10.9%	0.7%	3984
Bogotá, D.C.	12.6%	17.5%	60.6%	8.5%	0.7%	59888
Bolívar	19.0%	27.2%	37.6%	14.7%	1.6%	10544
Boyacá	14.5%	20.2%	54.3%	10.3%	0.8%	7813
Bucaramanga	11.9%	18.2%	61.5%	8.0%	0.5%	4486
Buenaventura	18.1%	22.6%	46.9%	11.5%	0.9%	4074
Buga	16.3%	19.4%	52.6%	10.8%	0.9%	986
Caldas	15.6%	20.6%	51.5%	11.7%	0.7%	5415
Cali	13.7%	19.2%	56.7%	9.4%	0.9%	18221
Caquetá	18.3%	22.1%	45.7%	12.3%	1.7%	2787
Cartagena	16.6%	24.5%	45.6%	12.0%	1.3%	10022
Cartago	13.5%	22.4%	51.7%	11.9%	0.4%	1204
Casanare	15.2%	23.2%	50.4%	10.6%	0.6%	3166
Cauca	18.4%	21.2%	47.5%	11.6%	1.4%	11642
Cesar	16.9%	23.1%	46.3%	12.5%	1.2%	7401
Chocó	21.0%	25.2%	37.4%	14.1%	2.3%	3377
Chía	9.6%	15.4%	67.8%	6.5%	0.6%	1420
Ciénaga	21.4%	22.8%	39.6%	14.4%	1.8%	1357
Cundinamarca	13.2%	20.4%	56.5%	9.4%	0.6%	15077
Córdoba	18.4%	25.1%	41.7%	13.7%	1.2%	12651
Cúcuta	13.4%	21.4%	55.3%	9.4%	0.5%	6810
Dosquebradas	13.7%	17.2%	59.0%	9.5%	0.7%	1647
Duitama	11.2%	18.2%	63.1%	7.2%	0.3%	1168
Envigado	10.5%	16.7%	65.0%	7.6%	0.2%	1230
Facatativá	10.8%	20.6%	56.5%	11.9%	0.2%	1252
Florencia	15.6%	23.6%	49.2%	10.9%	0.6%	1907
Floridablanca	11.8%	18.4%	61.7%	7.3%	0.6%	2332
Fusagasugá	14.2%	19.0%	56.5%	8.9%	1.4%	1062
Girardot	15.8%	23.4%	49.0%	11.3%	0.5%	912

Continúa en la siguiente página



## SABER 5 - LENGUAJE

ETC/País	A	B	C	D	Omisión y multimarca	Nº estudiantes
Girón	13.9%	19.5%	58.1%	8.2%	0.4%	1424
Guainía	23.6%	27.6%	38.3%	8.8%	1.7%	467
Guaviare	20.2%	22.7%	42.1%	13.0%	2.0%	847
Huila	14.7%	21.3%	52.0%	11.1%	0.9%	7370
Ibagué	14.0%	20.1%	55.8%	9.3%	0.7%	4899
Ipiales	13.3%	21.1%	55.2%	9.9%	0.6%	1396
Itagüí	16.2%	19.9%	53.7%	9.6%	0.5%	1675
Jamundí	16.6%	22.9%	48.4%	11.1%	1.0%	1105
La Guajira	18.0%	25.0%	41.2%	14.6%	1.3%	3815
Lorica	17.6%	26.5%	40.5%	14.2%	1.1%	1278
Magangué	20.2%	28.0%	36.3%	14.9%	0.7%	1373
Magdalena	19.4%	26.1%	38.4%	14.0%	2.1%	8777
Maicao	19.0%	26.5%	39.3%	13.1%	2.1%	2100
Malambo	16.4%	24.8%	45.7%	12.1%	1.0%	994
Manizales	13.9%	21.0%	55.7%	9.1%	0.3%	2784
Medellín	14.1%	21.4%	53.0%	10.6%	0.9%	17810
Meta	15.8%	23.1%	49.2%	11.3%	0.7%	5529
Montería	16.1%	24.1%	45.2%	13.7%	0.9%	4559
Mosquera	13.6%	18.9%	59.4%	7.6%	0.5%	1224
Nariño	16.6%	20.3%	50.8%	10.0%	2.3%	9312
Neiva	13.8%	22.2%	54.1%	9.2%	0.7%	3513
Norte de Santander	14.3%	21.7%	52.6%	10.5%	0.9%	7427
Palmira	11.0%	21.9%	56.2%	9.8%	1.1%	2729
Pasto	12.4%	18.5%	59.0%	8.4%	1.5%	3746
Pereira	14.4%	17.6%	56.4%	10.5%	1.1%	3627
Piedecuesta	11.9%	20.7%	57.5%	8.9%	1.0%	1256
Pitalito	13.8%	23.3%	52.9%	8.4%	1.5%	1495
Popayán	13.6%	18.5%	57.7%	9.7%	0.4%	2629
Putumayo	15.8%	23.3%	48.1%	11.6%	1.2%	3643
Quibdó	16.6%	22.7%	43.1%	15.2%	2.4%	1119
Quindío	15.4%	22.4%	49.6%	11.4%	1.2%	2115
Riohacha	18.9%	24.2%	42.4%	12.8%	1.6%	2469
Rionegro	11.7%	20.8%	59.0%	8.1%	0.4%	1001
Risaralda	14.5%	21.8%	50.9%	11.3%	1.4%	2395
Sabaneta	10.3%	15.1%	63.0%	7.1%	4.4%	476
Sahagún	16.3%	26.7%	43.5%	13.1%	0.4%	1163
San Andrés	16.2%	27.9%	45.4%	9.4%	1.1%	458
Santa Marta	16.5%	21.5%	50.2%	10.3%	1.5%	5701
Santander	14.2%	21.1%	54.4%	9.6%	0.7%	7558
Sincelejo	17.2%	25.3%	43.9%	12.9%	0.7%	2969

Continúa en la siguiente página





ETC/País	A	B	C	D	Omisión y multimarca	N° estudiantes
Soacha	13.1%	21.6%	55.4%	9.4%	0.5%	5323
Sogamoso	9.8%	17.6%	63.7%	8.6%	0.2%	1357
Soledad	14.2%	21.6%	53.1%	9.9%	1.2%	4939
Sucre	18.8%	26.4%	40.1%	13.5%	1.1%	7529
Tolima	16.7%	23.8%	46.8%	11.8%	0.9%	9063
Tuluá	14.9%	21.4%	53.7%	9.5%	0.5%	2066
Tumaco	20.9%	24.7%	38.7%	13.4%	2.2%	2344
Tunja	10.8%	17.3%	63.7%	7.8%	0.4%	1615
Turbo	20.4%	25.0%	38.2%	14.9%	1.5%	2105
Uribe	21.5%	30.8%	29.5%	15.5%	2.7%	1293
Valle del Cauca	15.2%	21.8%	51.2%	11.0%	0.7%	7924
Valledupar	14.6%	22.4%	51.1%	10.5%	1.5%	4920
Vaupés	23.0%	24.8%	35.4%	16.6%	0.2%	452
Vichada	20.3%	25.1%	39.9%	13.4%	1.4%	785
Villavicencio	13.4%	21.0%	56.4%	8.6%	0.6%	5036
Yopal	13.1%	22.7%	52.4%	11.4%	0.4%	1890
Yumbo	17.2%	19.9%	52.2%	10.1%	0.6%	1259
Zipaquirá	12.2%	18.2%	60.4%	8.9%	0.2%	1269
Colombia	15.2%	21.5%	51.5%	10.7%	1.0%	451841

\*Es posible que los porcentajes mostrados no sumen exactamente 100 debido a aproximaciones decimales.



- **Pregunta 3.**

En el primer párrafo del texto, palabras como, "*fue acusado*", "*soportó*" y "*apareció*" indican que los hechos

- A. ya ocurrieron.
- B. están ocurriendo.
- C. pronto ocurrirán.
- D. podrían ocurrir.

- **Estructura**

<b>Competencia</b>	Comunicativa (Proceso de Lectura)
<b>Componente</b>	Sintáctico
<b>Afirmación</b>	Evalúa estrategias explícitas o implícitas de organización, tejido y componentes de los textos.
<b>Nivel de desempeño</b>	Satisfactorio
<b>Respuesta Correcta</b>	A





## • Resultados a nivel nacional y de Entidad Territorial Certificada (ETC)

ETC/País	A	B	C	D	Omisión y multimarca	N° estudiantes
Amazonas	50.3%	19.6%	11.8%	14.4%	3.9%	723
Antioquia	61.6%	16.3%	9.8%	10.8%	1.5%	24846
Apartadó	55.0%	17.9%	11.6%	13.9%	1.7%	1454
Arauca	64.0%	15.3%	9.4%	10.7%	0.6%	2692
Armenia	66.8%	15.9%	9.1%	7.6%	0.5%	2170
Atlántico	57.7%	16.0%	10.7%	13.6%	2.0%	5614
Barrancabermeja	65.3%	15.8%	7.9%	9.2%	1.8%	2156
Barranquilla	69.8%	13.2%	7.8%	8.2%	1.1%	10955
Bello	70.5%	13.9%	7.8%	6.9%	0.9%	3984
Bogotá, D.C.	74.5%	13.1%	5.9%	5.6%	0.8%	59888
Bolívar	51.2%	17.9%	13.8%	15.3%	1.7%	10544
Boyacá	68.0%	15.6%	7.8%	7.9%	0.8%	7813
Bucaramanga	74.7%	14.1%	5.6%	5.1%	0.5%	4486
Buenaventura	61.1%	15.5%	10.4%	11.6%	1.4%	4074
Buga	67.4%	16.0%	8.8%	6.6%	1.1%	986
Caldas	64.0%	16.0%	9.0%	10.2%	0.8%	5415
Cali	69.9%	14.7%	7.2%	7.1%	1.1%	18221
Caquetá	57.7%	16.8%	9.9%	13.6%	2.0%	2787
Cartagena	64.3%	14.2%	10.0%	10.0%	1.4%	10022
Cartago	66.8%	15.1%	8.6%	9.0%	0.6%	1204
Casanare	65.1%	16.3%	8.5%	9.5%	0.6%	3166
Cauca	60.8%	16.0%	9.3%	12.3%	1.7%	11642
Cesar	58.9%	15.8%	11.0%	12.9%	1.3%	7401
Chocó	51.5%	16.8%	13.0%	16.2%	2.6%	3377
Chía	80.0%	11.1%	4.7%	3.7%	0.6%	1420
Ciénaga	55.2%	15.0%	12.1%	15.6%	2.1%	1357
Cundinamarca	70.9%	14.8%	6.9%	6.7%	0.7%	15077
Córdoba	56.6%	17.0%	11.7%	13.4%	1.4%	12651
Cúcuta	69.7%	15.9%	7.0%	6.9%	0.5%	6810
Dosquebradas	73.5%	14.1%	6.6%	5.5%	0.3%	1647
Duitama	76.6%	12.7%	5.6%	4.6%	0.5%	1168
Envigado	78.6%	12.5%	4.6%	3.9%	0.4%	1230
Facatativá	72.4%	15.8%	6.2%	5.1%	0.4%	1252
Florencia	59.7%	17.1%	11.1%	11.1%	1.0%	1907
Floridablanca	74.5%	13.6%	6.2%	5.1%	0.6%	2332
Fusagasugá	73.0%	12.5%	6.4%	6.3%	1.8%	1062
Girardot	65.6%	16.7%	9.3%	7.8%	0.7%	912

Continúa en la siguiente página



ETC/País	A	B	C	D	Omisión y multimarca	N° estudiantes
Girón	70.4%	16.2%	6.3%	6.7%	0.6%	1424
Guainía	51.2%	20.3%	10.9%	15.6%	1.9%	467
Guaviare	54.9%	20.1%	9.9%	13.3%	1.8%	847
Huila	65.7%	15.6%	8.4%	9.4%	1.0%	7370
Ibagué	67.8%	16.2%	7.5%	7.5%	0.9%	4899
Ipiales	72.7%	13.8%	6.9%	5.9%	0.6%	1396
Itagüí	66.4%	16.8%	9.1%	7.0%	0.8%	1675
Jamundí	60.5%	18.8%	9.0%	10.1%	1.5%	1105
La Guajira	56.3%	16.6%	12.2%	13.2%	1.7%	3815
Lorica	54.5%	17.3%	12.4%	14.7%	1.1%	1278
Magangué	54.6%	18.0%	12.7%	13.6%	1.0%	1373
Magdalena	53.2%	16.8%	11.9%	16.0%	2.1%	8777
Maicao	53.0%	18.4%	14.2%	12.0%	2.3%	2100
Malambo	58.0%	17.6%	10.8%	12.5%	1.1%	994
Manizales	71.9%	14.1%	6.5%	7.0%	0.4%	2784
Medellín	64.5%	16.8%	9.7%	8.0%	1.1%	17810
Meta	61.1%	17.2%	10.2%	10.6%	1.0%	5529
Montería	61.1%	16.6%	10.5%	10.4%	1.3%	4559
Mosquera	74.0%	13.2%	5.8%	6.0%	1.0%	1224
Nariño	65.7%	15.2%	7.4%	9.3%	2.4%	9312
Neiva	70.1%	16.4%	6.5%	6.2%	0.7%	3513
Norte de Santander	65.8%	16.1%	8.1%	9.0%	0.9%	7427
Palmira	70.8%	15.2%	6.1%	6.5%	1.4%	2729
Pasto	73.9%	13.3%	5.7%	5.8%	1.3%	3746
Pereira	73.1%	13.2%	5.9%	6.5%	1.3%	3627
Piedecuesta	71.4%	13.6%	6.5%	7.6%	0.9%	1256
Pitalito	66.0%	15.0%	8.9%	8.4%	1.8%	1495
Popayán	72.0%	14.5%	6.1%	6.7%	0.6%	2629
Putumayo	61.3%	17.4%	9.7%	10.1%	1.5%	3643
Quibdó	60.3%	12.5%	8.5%	15.6%	3.0%	1119
Quindío	64.4%	17.1%	8.7%	8.6%	1.3%	2115
Riohacha	56.7%	16.8%	12.0%	12.9%	1.6%	2469
Rionegro	76.2%	11.4%	5.7%	6.1%	0.6%	1001
Risaralda	60.0%	17.7%	10.6%	10.4%	1.4%	2395
Sabaneta	75.2%	12.4%	4.2%	4.0%	4.2%	476
Sahagún	64.7%	13.6%	10.7%	10.6%	0.5%	1163
San Andrés	55.2%	19.2%	12.9%	11.6%	1.1%	458
Santa Marta	64.0%	15.8%	8.6%	9.8%	1.8%	5701
Santander	68.7%	15.0%	7.7%	7.8%	0.8%	7558

Continúa en la siguiente página





ETC/País	A	B	C	D	Omisión y multimarca	N° estudiantes
Sincelejo	62.4%	15.7%	10.7%	10.1%	1.1%	2969
Soacha	71.5%	14.0%	7.0%	6.7%	0.8%	5323
Sogamoso	75.2%	13.9%	6.0%	4.6%	0.3%	1357
Soledad	70.2%	13.4%	8.3%	6.7%	1.4%	4939
Sucre	56.0%	17.6%	11.5%	13.7%	1.2%	7529
Tolima	60.7%	16.8%	9.6%	11.8%	1.1%	9063
Tuluá	66.4%	16.2%	8.1%	8.6%	0.8%	2066
Tumaco	45.1%	19.2%	15.2%	18.0%	2.6%	2344
Tunja	79.5%	12.1%	4.5%	3.5%	0.4%	1615
Turbo	48.6%	18.9%	14.0%	16.7%	1.8%	2105
Uribe	40.8%	21.0%	17.0%	18.0%	3.1%	1293
Valle del Cauca	63.4%	16.6%	9.3%	9.7%	1.0%	7924
Valledupar	65.8%	14.6%	8.7%	9.4%	1.6%	4920
Vaupés	52.4%	18.4%	11.9%	15.9%	1.3%	452
Vichada	54.9%	18.9%	12.1%	12.9%	1.3%	785
Villavicencio	70.0%	15.2%	7.5%	6.5%	0.8%	5036
Yopal	66.4%	17.3%	8.6%	7.1%	0.5%	1890
Yumbo	67.4%	17.6%	6.5%	7.7%	0.9%	1259
Zipaquirá	75.7%	13.8%	5.8%	4.5%	0.2%	1269
Colombia	65.5%	15.4%	8.7%	9.2%	1.2%	451841

\*Es posible que los porcentajes mostrados no sumen exactamente 100 debido a aproximaciones decimales.



• **Pregunta 4.**

En el texto, el personaje que no acepta ni danzas, ni plegarias, ni cantos pidiendo agua y semillas para fertilizar la tierra, es

- A. Gran Jefe.
- B. Trueno Ardiente.
- C. Pluma Suave.
- D. Gran Espíritu.

• **Estructura**

<b>Competencia</b>	Comunicativa (Proceso de Lectura)
<b>Componente</b>	Semántico
<b>Afirmación</b>	Recupera información explícita en el contenido del texto.
<b>Nivel de desempeño</b>	Avanzado
<b>Respuesta Correcta</b>	D





## • Resultados a nivel nacional y de Entidad Territorial Certificada (ETC)

ETC	A	B	C	D	Omisión y multimarca	N° estudiantes
Amazonas	19.9%	23.8%	18.5%	34.4%	3.3%	723
Antioquia	25.1%	18.5%	16.5%	38.4%	1.4%	24846
Apartadó	25.9%	21.0%	17.1%	34.3%	1.8%	1454
Arauca	23.3%	19.2%	17.0%	39.8%	0.7%	2692
Armenia	26.5%	16.9%	14.6%	41.0%	1.1%	2170
Atlántico	23.1%	21.5%	18.0%	35.4%	2.0%	5614
Barrancabermeja	25.0%	16.0%	14.3%	43.0%	1.7%	2156
Barranquilla	25.1%	17.1%	15.1%	41.4%	1.3%	10955
Bello	26.5%	16.6%	14.4%	41.7%	0.8%	3984
Bogotá, D.C.	25.0%	14.8%	11.7%	47.4%	1.0%	59888
Bolívar	24.6%	21.4%	21.0%	31.1%	1.9%	10544
Boyacá	23.7%	16.3%	15.3%	43.8%	0.9%	7813
Bucaramanga	24.4%	14.6%	11.9%	48.5%	0.6%	4486
Buenaventura	25.3%	18.9%	16.6%	37.8%	1.4%	4074
Buga	27.5%	16.3%	12.9%	42.1%	1.2%	986
Caldas	24.7%	18.9%	15.3%	40.1%	1.1%	5415
Cali	24.5%	16.5%	13.2%	44.5%	1.2%	18221
Caquetá	24.7%	20.0%	17.5%	36.2%	1.6%	2787
Cartagena	24.3%	18.5%	17.0%	38.6%	1.5%	10022
Cartago	24.8%	18.8%	16.3%	39.4%	0.7%	1204
Casanare	24.0%	19.8%	15.9%	39.7%	0.6%	3166
Cauca	22.9%	19.6%	16.3%	39.5%	1.7%	11642
Cesar	24.3%	18.2%	17.6%	38.3%	1.6%	7401
Chocó	24.0%	21.2%	20.0%	32.3%	2.5%	3377
Chía	22.5%	13.0%	8.7%	55.0%	0.7%	1420
Ciénaga	25.0%	19.2%	20.4%	32.2%	3.2%	1357
Cundinamarca	25.2%	16.5%	13.5%	44.0%	0.7%	15077
Córdoba	24.1%	21.4%	19.7%	33.2%	1.6%	12651
Cúcuta	24.3%	16.3%	14.7%	44.1%	0.6%	6810
Dosquebradas	24.0%	16.8%	12.7%	45.8%	0.7%	1647
Duitama	24.3%	14.7%	12.3%	47.9%	0.7%	1168
Envigado	22.4%	14.0%	10.7%	52.1%	0.8%	1230
Facatativá	26.9%	15.2%	13.4%	44.1%	0.4%	1252
Florencia	27.4%	19.0%	16.5%	36.1%	0.9%	1907
Floridablanca	23.7%	14.7%	10.7%	50.1%	0.8%	2332
Fusagasugá	24.4%	16.8%	13.2%	43.9%	1.8%	1062
Girardot	25.1%	15.9%	17.9%	40.2%	0.9%	912

Continúa en la siguiente página



## SABER 5 - LENGUAJE

ETC	A	B	C	D	Omisión y multimarca	N° estudiantes
Girón	22.8%	17.8%	14.6%	44.2%	0.6%	1424
Guainía	26.6%	18.0%	17.8%	36.2%	1.5%	467
Guaviare	22.9%	21.4%	20.2%	33.9%	1.7%	847
Huila	24.5%	18.9%	14.2%	41.4%	1.0%	7370
Ibagué	24.7%	16.6%	13.7%	43.9%	1.1%	4899
Ipiales	20.9%	18.3%	15.4%	44.7%	0.6%	1396
Itagüí	28.0%	15.6%	15.2%	40.1%	1.1%	1675
Jamundí	28.8%	20.5%	15.6%	33.8%	1.4%	1105
La Guajira	23.1%	18.8%	19.3%	37.2%	1.5%	3815
Lorica	27.4%	20.1%	19.2%	31.8%	1.5%	1278
Magangué	22.4%	24.3%	19.6%	32.3%	1.5%	1373
Magdalena	24.7%	21.1%	20.9%	31.0%	2.4%	8777
Maicao	24.6%	19.0%	18.5%	35.3%	2.6%	2100
Malambo	25.7%	18.4%	20.9%	33.7%	1.3%	994
Manizales	25.3%	17.6%	14.8%	41.8%	0.5%	2784
Medellín	25.3%	18.0%	15.9%	39.5%	1.4%	17810
Meta	24.7%	20.5%	16.2%	37.9%	0.8%	5529
Montería	25.4%	19.5%	18.1%	35.9%	1.2%	4559
Mosquera	24.8%	15.2%	12.0%	46.8%	1.2%	1224
Nariño	22.5%	17.8%	14.0%	43.0%	2.7%	9312
Neiva	24.9%	16.5%	13.6%	44.0%	0.9%	3513
Norte de Santander	23.6%	18.0%	15.4%	41.9%	1.1%	7427
Palmira	23.0%	15.6%	12.9%	47.1%	1.4%	2729
Pasto	24.0%	15.4%	12.5%	46.7%	1.4%	3746
Pereira	25.8%	16.0%	12.4%	44.5%	1.4%	3627
Piedecuesta	25.6%	17.1%	13.3%	42.9%	1.1%	1256
Pitalito	25.6%	17.4%	13.5%	41.9%	1.7%	1495
Popayán	24.3%	17.0%	12.9%	44.9%	1.0%	2629
Putumayo	22.5%	19.5%	18.0%	38.2%	1.8%	3643
Quibdó	28.9%	20.1%	16.4%	31.4%	3.2%	1119
Quindío	24.2%	17.8%	15.5%	41.1%	1.5%	2115
Riohacha	23.7%	20.3%	18.8%	35.5%	1.8%	2469
Rionegro	24.7%	16.5%	14.5%	44.0%	0.4%	1001
Risaralda	22.3%	18.4%	16.0%	41.6%	1.8%	2395
Sabaneta	24.4%	12.0%	11.3%	47.9%	4.4%	476
Sahagún	23.7%	19.3%	19.9%	36.6%	0.4%	1163
San Andrés	25.5%	18.8%	17.5%	36.5%	1.7%	458
Santa Marta	25.1%	18.3%	16.0%	38.8%	1.7%	5701
Santander	22.6%	17.1%	14.3%	45.3%	0.8%	7558

Continúa en la siguiente página





ETC	A	B	C	D	Omisión y multimarca	N° estudiantes
Sincelejo	24.8%	20.9%	17.9%	35.4%	1.0%	2969
Soacha	27.4%	17.1%	12.7%	42.2%	0.6%	5323
Sogamoso	22.3%	16.8%	10.2%	50.4%	0.2%	1357
Soledad	24.7%	16.1%	16.0%	41.7%	1.4%	4939
Sucre	24.2%	22.2%	19.8%	32.4%	1.4%	7529
Tolima	24.5%	19.5%	17.6%	37.3%	1.2%	9063
Tuluá	22.8%	18.9%	14.6%	43.1%	0.6%	2066
Tumaco	26.4%	22.4%	19.9%	28.9%	2.5%	2344
Tunja	21.6%	12.9%	11.2%	53.8%	0.4%	1615
Turbo	24.9%	19.4%	23.3%	30.6%	1.9%	2105
Uribe	23.0%	16.1%	20.9%	36.5%	3.5%	1293
Valle del Cauca	25.1%	18.3%	15.8%	39.6%	1.2%	7924
Valledupar	23.0%	17.2%	15.0%	43.1%	1.7%	4920
Vaupés	21.2%	23.2%	18.8%	35.6%	1.1%	452
Vichada	19.9%	18.0%	19.2%	41.4%	1.5%	785
Villavicencio	23.7%	16.0%	13.0%	46.5%	0.8%	5036
Yopal	24.6%	18.5%	15.9%	40.3%	0.7%	1890
Yumbo	25.1%	19.5%	14.5%	39.9%	1.0%	1259
Zipaquirá	25.9%	13.3%	14.5%	45.7%	0.6%	1269
Colombia	24.5%	17.8%	15.4%	41.0%	1.3%	451841

\*Es posible que los porcentajes mostrados no sumen exactamente 100 debido a aproximaciones decimales.



- **Pregunta 5.**

En el texto, la expresión, "*No te desesperes, Pluma Suave*" la dice

- A. Rama Firme.
- B. Trueno Ardiente.
- C. Gran Espíritu.
- D. Padre Sol.

- **Estructura**

<b>Competencia</b>	Comunicativa (Proceso de Lectura)
<b>Componente</b>	Pragmático
<b>Afirmación</b>	Reconoce información explícita de la situación de comunicación.
<b>Nivel de desempeño</b>	Satisfactorio
<b>Respuesta Correcta</b>	B





## • Resultados a nivel nacional y de Entidad Territorial Certificada (ETC)

ETC/País	A	B	C	D	Omisión y multimarca	N° estudiantes
Amazonas	18.0%	47.0%	17.2%	14.5%	3.3%	723
Antioquia	16.7%	55.9%	14.8%	11.3%	1.4%	24846
Apartadó	19.3%	50.2%	17.2%	11.3%	1.9%	1454
Arauca	13.3%	61.1%	14.3%	10.5%	0.8%	2692
Armenia	13.2%	63.5%	13.1%	9.2%	0.9%	2170
Atlántico	16.7%	51.4%	16.0%	13.9%	2.0%	5614
Barrancabermeja	13.0%	64.1%	12.5%	9.0%	1.3%	2156
Barranquilla	13.9%	61.8%	13.0%	10.2%	1.1%	10955
Bello	13.0%	63.7%	12.9%	9.6%	0.9%	3984
Bogotá, D.C.	10.1%	70.0%	11.4%	7.7%	0.8%	59888
Bolívar	20.8%	43.4%	17.7%	16.3%	1.7%	10544
Boyacá	12.6%	64.4%	13.0%	9.3%	0.7%	7813
Bucaramanga	10.6%	70.2%	11.1%	7.6%	0.5%	4486
Buenaventura	17.7%	53.9%	15.0%	12.2%	1.3%	4074
Buga	11.7%	64.0%	11.9%	11.2%	1.3%	986
Caldas	14.9%	59.6%	14.2%	10.6%	0.7%	5415
Cali	12.7%	65.7%	12.2%	8.1%	1.3%	18221
Caquetá	16.5%	52.6%	16.1%	13.0%	1.8%	2787
Cartagena	15.6%	56.8%	14.9%	11.4%	1.4%	10022
Cartago	14.1%	60.8%	12.8%	11.7%	0.6%	1204
Casanare	14.8%	60.5%	14.6%	9.5%	0.6%	3166
Cauca	17.3%	54.7%	14.3%	12.1%	1.6%	11642
Cesar	17.2%	53.4%	15.8%	12.3%	1.3%	7401
Chocó	19.5%	41.8%	18.9%	17.2%	2.6%	3377
Chía	8.2%	75.1%	10.0%	5.9%	0.8%	1420
Ciénaga	19.5%	48.6%	16.4%	12.8%	2.7%	1357
Cundinamarca	11.6%	66.6%	12.4%	8.7%	0.7%	15077
Córdoba	18.9%	48.3%	16.9%	14.4%	1.5%	12651
Cúcuta	12.8%	66.0%	12.1%	8.5%	0.7%	6810
Dosquebradas	12.8%	68.5%	11.1%	6.9%	0.7%	1647
Duitama	9.8%	72.9%	9.6%	7.2%	0.5%	1168
Envigado	10.4%	69.4%	11.5%	7.9%	0.7%	1230
Facatativá	11.7%	68.7%	12.1%	7.3%	0.2%	1252
Florencia	16.1%	58.2%	13.7%	11.3%	0.7%	1907
Floridablanca	10.0%	71.7%	11.2%	6.7%	0.4%	2332
Fusagasugá	10.9%	64.8%	14.0%	8.3%	2.0%	1062
Girardot	12.4%	61.4%	14.8%	10.9%	0.5%	912

Continúa en la siguiente página



## SABER 5 - LENGUAJE

ETC/País	A	B	C	D	Omisión y multimarca	N° estudiantes
Girón	12.2%	69.1%	9.9%	8.3%	0.5%	1424
Guainía	21.8%	44.8%	18.0%	13.1%	2.4%	467
Guaviare	18.7%	51.1%	15.7%	12.5%	2.0%	847
Huila	14.6%	62.8%	12.9%	8.9%	0.8%	7370
Ibagué	12.7%	64.8%	12.8%	8.8%	0.9%	4899
Ipiales	13.3%	64.5%	11.7%	9.8%	0.6%	1396
Itagüí	13.4%	58.9%	15.6%	11.3%	0.9%	1675
Jamundí	15.0%	57.4%	14.8%	11.1%	1.7%	1105
La Guajira	17.9%	47.8%	17.0%	15.8%	1.5%	3815
Lorica	16.8%	48.5%	17.8%	15.2%	1.6%	1278
Magangué	19.8%	46.5%	18.4%	14.1%	1.2%	1373
Magdalena	20.8%	45.5%	15.7%	15.9%	2.1%	8777
Maicao	18.7%	47.0%	16.7%	15.2%	2.4%	2100
Malambo	18.1%	52.7%	15.3%	13.4%	0.5%	994
Manizales	13.8%	65.9%	11.8%	8.0%	0.5%	2784
Medellín	14.5%	58.7%	15.2%	10.4%	1.2%	17810
Meta	14.8%	57.9%	14.9%	11.6%	0.9%	5529
Montería	17.1%	53.1%	16.0%	12.7%	1.1%	4559
Mosquera	11.4%	67.3%	13.1%	7.7%	0.6%	1224
Nariño	14.4%	60.9%	12.5%	9.6%	2.5%	9312
Neiva	12.3%	68.5%	12.4%	6.1%	0.7%	3513
Norte de Santander	14.4%	61.6%	13.1%	10.0%	0.9%	7427
Palmira	12.5%	66.3%	12.7%	7.3%	1.3%	2729
Pasto	11.2%	68.8%	11.3%	7.4%	1.3%	3746
Pereira	11.2%	68.8%	10.9%	7.9%	1.2%	3627
Piedecuesta	10.9%	67.8%	11.5%	8.5%	1.2%	1256
Pitalito	14.0%	62.2%	12.8%	9.2%	1.7%	1495
Popayán	11.8%	67.7%	11.6%	8.0%	1.0%	2629
Putumayo	15.6%	57.1%	14.9%	11.0%	1.4%	3643
Quibdó	16.6%	52.1%	15.7%	12.6%	2.9%	1119
Quindío	13.4%	62.7%	12.2%	10.4%	1.3%	2115
Riohacha	17.1%	49.5%	17.0%	14.3%	2.1%	2469
Rionegro	13.7%	64.1%	12.4%	9.2%	0.6%	1001
Risaralda	17.1%	56.5%	13.0%	12.1%	1.3%	2395
Sabaneta	5.7%	72.1%	10.7%	7.1%	4.4%	476
Sahagún	16.1%	57.4%	14.2%	11.7%	0.7%	1163
San Andrés	15.9%	52.6%	17.0%	13.1%	1.3%	458
Santa Marta	14.5%	57.0%	14.7%	12.2%	1.6%	5701
Santander	13.8%	64.0%	12.4%	9.2%	0.7%	7558

Continúa en la siguiente página





ETC/País	A	B	C	D	Omisión y multimarca	Nº estudiantes
Sincelejo	15.1%	55.5%	14.7%	13.9%	0.8%	2969
Soacha	12.4%	66.7%	12.4%	8.0%	0.5%	5323
Sogamoso	9.3%	71.8%	10.9%	7.7%	0.3%	1357
Soledad	14.1%	62.4%	12.5%	9.6%	1.4%	4939
Sucre	19.8%	48.1%	16.2%	14.7%	1.3%	7529
Tolima	16.6%	55.3%	15.5%	11.6%	1.1%	9063
Tuluá	14.2%	62.4%	14.4%	8.3%	0.6%	2066
Tumaco	20.5%	42.9%	17.4%	16.7%	2.5%	2344
Tunja	7.9%	75.0%	10.0%	6.8%	0.2%	1615
Turbo	21.8%	43.8%	16.3%	15.6%	2.5%	2105
Uribe	20.3%	34.4%	22.4%	19.4%	3.5%	1293
Valle del Cauca	15.3%	60.0%	13.0%	10.6%	1.0%	7924
Valledupar	14.3%	61.4%	13.0%	9.7%	1.6%	4920
Vaupés	20.6%	34.5%	23.0%	20.4%	1.5%	452
Vichada	17.3%	51.5%	15.2%	14.4%	1.7%	785
Villavicencio	12.8%	66.6%	12.1%	7.8%	0.7%	5036
Yopal	15.3%	60.4%	14.4%	9.1%	0.7%	1890
Yumbo	14.2%	62.1%	14.1%	9.1%	0.5%	1259
Zipaquirá	10.7%	70.3%	10.1%	8.5%	0.4%	1269
Colombia	14.4%	60.2%	13.7%	10.4%	1.2%	451841

\*Es posible que los porcentajes mostrados no sumen exactamente 100 debido a aproximaciones decimales.



### • Pregunta 6.

Según el texto, para que se acaben la sequía y la hambruna en la Gran Llanura se necesita que los miembros de la tribu se arrepientan de sus injusticias y luego

- A. ofrezcan un sacrificio de honor y perdón a Gran Espíritu.
- B. siembren algunos trozos de los huesos de Pluma Suave.
- C. invoquen la ayuda de otros dioses más poderosos que Gran Espíritu.
- D. siembren semillas traídas del bosque donde murió Pluma Suave.

### • Estructura

<b>Competencia</b>	Comunicativa (Proceso de Lectura)
<b>Componente</b>	Semántico
<b>Afirmación</b>	Recupera información explícita en el contenido del texto.
<b>Nivel de desempeño</b>	Avanzado
<b>Respuesta Correcta</b>	B





## • Resultados a nivel nacional y de Entidad Territorial Certificada (ETC)

ETC/País	A	B	C	D	Omisión y multimarca	Nº estudiantes
Amazonas	21.0%	32.1%	17.3%	26.3%	3.3%	723
Antioquia	21.8%	41.1%	14.5%	21.2%	1.3%	24846
Apartadó	25.0%	34.3%	17.8%	21.1%	1.7%	1454
Arauca	22.8%	39.9%	14.6%	21.8%	0.9%	2692
Armenia	21.4%	45.8%	13.2%	18.8%	0.7%	2170
Atlántico	21.8%	37.1%	16.5%	22.9%	1.8%	5614
Barrancabermeja	19.7%	47.0%	13.7%	18.0%	1.5%	2156
Barranquilla	22.3%	44.3%	13.3%	19.0%	1.2%	10955
Bello	23.5%	46.1%	12.3%	17.3%	0.8%	3984
Bogotá, D.C.	20.1%	51.4%	10.6%	17.0%	0.9%	59888
Bolívar	20.9%	32.6%	18.9%	26.0%	1.6%	10544
Boyacá	20.6%	43.7%	13.7%	21.2%	0.8%	7813
Bucaramanga	19.6%	53.3%	10.7%	15.8%	0.5%	4486
Buenaventura	23.8%	38.8%	14.9%	21.3%	1.3%	4074
Buga	20.4%	45.2%	14.7%	18.6%	1.1%	986
Caldas	20.9%	43.9%	13.2%	21.2%	0.9%	5415
Cali	21.9%	48.2%	11.5%	17.2%	1.2%	18221
Caquetá	20.7%	38.4%	15.4%	23.9%	1.5%	2787
Cartagena	22.5%	40.0%	15.4%	20.8%	1.4%	10022
Cartago	21.7%	42.7%	14.1%	20.8%	0.7%	1204
Casanare	21.9%	43.0%	14.1%	20.5%	0.6%	3166
Cauca	20.8%	40.4%	13.7%	23.6%	1.5%	11642
Cesar	20.9%	39.2%	14.9%	23.6%	1.4%	7401
Chocó	21.9%	33.3%	17.6%	24.9%	2.4%	3377
Chía	17.0%	57.3%	9.2%	16.0%	0.6%	1420
Ciénaga	20.7%	38.2%	14.7%	23.7%	2.7%	1357
Cundinamarca	18.8%	48.5%	13.0%	19.0%	0.7%	15077
Córdoba	21.0%	35.5%	17.9%	24.3%	1.3%	12651
Cúcuta	22.6%	44.9%	13.2%	18.6%	0.7%	6810
Dosquebradas	21.6%	49.0%	10.3%	18.5%	0.7%	1647
Duitama	19.3%	52.1%	12.0%	16.2%	0.4%	1168
Envigado	17.8%	57.6%	10.1%	14.1%	0.3%	1230
Facatativá	21.8%	46.5%	12.9%	18.7%	0.1%	1252
Florencia	20.7%	41.9%	14.6%	22.2%	0.6%	1907
Floridablanca	20.1%	51.2%	11.6%	16.6%	0.6%	2332
Fusagasugá	21.0%	46.9%	13.6%	16.7%	1.9%	1062
Girardot	22.6%	45.1%	12.3%	19.4%	0.7%	912

Continúa en la siguiente página



## SABER 5 - LENGUAJE

ETC/País	A	B	C	D	Omisión y multimarca	N° estudiantes
Girón	21.7%	48.3%	11.6%	18.0%	0.4%	1424
Guainía	19.5%	36.4%	19.1%	23.6%	1.5%	467
Guaviare	24.2%	35.9%	14.6%	22.8%	2.5%	847
Huila	21.1%	43.1%	13.1%	21.8%	1.0%	7370
Ibagué	21.1%	46.8%	12.9%	18.4%	0.8%	4899
Ipiales	22.9%	42.5%	13.7%	20.3%	0.7%	1396
Itagüí	24.7%	44.8%	12.8%	16.9%	0.8%	1675
Jamundí	22.6%	38.9%	15.1%	21.7%	1.6%	1105
La Guajira	19.0%	36.6%	17.9%	24.8%	1.8%	3815
Lorica	24.6%	33.6%	17.7%	23.2%	0.9%	1278
Magangué	23.5%	32.8%	17.0%	25.6%	1.2%	1373
Magdalena	21.1%	34.6%	17.1%	25.4%	1.9%	8777
Maicao	19.8%	34.6%	18.4%	24.8%	2.5%	2100
Malambo	22.4%	41.4%	14.7%	20.2%	1.2%	994
Manizales	21.4%	46.4%	12.2%	19.5%	0.5%	2784
Medellín	22.1%	44.1%	13.8%	18.8%	1.2%	17810
Meta	20.9%	42.4%	14.2%	21.6%	1.0%	5529
Montería	22.9%	38.0%	15.8%	22.2%	1.1%	4559
Mosquera	22.4%	51.2%	10.3%	15.4%	0.7%	1224
Nariño	20.7%	42.1%	13.1%	21.6%	2.5%	9312
Neiva	20.9%	46.8%	12.3%	19.2%	0.9%	3513
Norte de Santander	21.3%	43.2%	13.8%	20.6%	1.1%	7427
Palmira	20.8%	47.2%	12.3%	18.6%	1.1%	2729
Pasto	20.5%	47.8%	11.4%	19.0%	1.3%	3746
Pereira	20.5%	47.8%	11.3%	19.2%	1.2%	3627
Piedecuesta	18.7%	49.9%	12.3%	17.9%	1.2%	1256
Pitalito	21.6%	41.9%	14.2%	20.6%	1.7%	1495
Popayán	20.2%	49.0%	12.7%	17.6%	0.6%	2629
Putumayo	21.3%	40.2%	15.0%	22.1%	1.4%	3643
Quibdó	23.8%	37.7%	14.9%	21.1%	2.5%	1119
Quindío	21.3%	43.4%	13.0%	20.7%	1.6%	2115
Riohacha	21.7%	37.5%	16.8%	22.3%	1.7%	2469
Rionegro	23.4%	49.2%	11.2%	15.8%	0.5%	1001
Risaralda	20.5%	41.7%	13.9%	22.3%	1.6%	2395
Sabaneta	18.1%	56.5%	7.6%	13.0%	4.8%	476
Sahagún	20.4%	37.9%	17.0%	24.1%	0.6%	1163
San Andrés	20.1%	41.5%	17.5%	19.4%	1.5%	458
Santa Marta	22.8%	42.3%	13.2%	19.8%	1.9%	5701
Santander	19.9%	47.2%	12.1%	20.2%	0.6%	7558

Continúa en la siguiente página





ETC/País	A	B	C	D	Omisión y multimarca	N° estudiantes
Sincelejo	23.9%	37.9%	15.7%	21.7%	0.8%	2969
Soacha	21.0%	46.0%	11.9%	20.2%	0.8%	5323
Sogamoso	20.3%	52.8%	11.9%	14.8%	0.3%	1357
Soledad	21.1%	43.9%	14.0%	19.7%	1.3%	4939
Sucre	21.0%	34.0%	18.2%	25.7%	1.1%	7529
Tolima	21.6%	39.3%	15.0%	23.0%	1.1%	9063
Tuluá	20.1%	46.9%	12.6%	19.7%	0.8%	2066
Tumaco	23.2%	31.4%	18.3%	25.1%	1.9%	2344
Tunja	17.7%	55.5%	9.5%	16.8%	0.5%	1615
Turbo	22.6%	32.4%	18.9%	24.4%	1.7%	2105
Uribe	21.7%	29.2%	21.3%	24.7%	3.1%	1293
Valle del Cauca	20.8%	43.2%	14.1%	20.9%	0.9%	7924
Valledupar	21.5%	42.7%	14.3%	20.0%	1.5%	4920
Vaupés	21.5%	32.3%	19.0%	26.5%	0.7%	452
Vichada	20.6%	36.8%	16.8%	24.5%	1.3%	785
Villavicencio	19.8%	49.6%	12.8%	16.9%	0.9%	5036
Yopal	22.0%	42.8%	14.1%	20.5%	0.7%	1890
Yumbo	26.2%	39.5%	11.7%	22.1%	0.6%	1259
Zipaquirá	22.4%	48.8%	12.8%	15.4%	0.6%	1269
Colombia	21.2%	43.6%	13.7%	20.4%	1.2%	451841

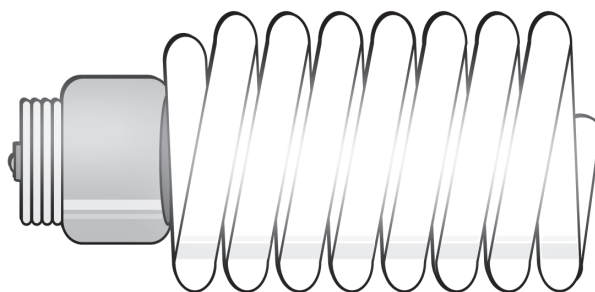
\*Es posible que los porcentajes mostrados no sumen exactamente 100 debido a aproximaciones decimales.



 Responde las preguntas 7 a 12 de acuerdo con el siguiente texto:

### ¿SABES QUÉ ES LA CORRIENTE ELÉCTRICA?

La corriente eléctrica es el paso de la electricidad de unos cuerpos a otros. Este paso de la electricidad puede ser casi instantáneo y en forma de descarga, como sucede con las chispas que se generan cuando se produce un corto circuito; o bien puede circular durante algún tiempo, como sucede con la electricidad que pasa por un bombillo.



Los cuerpos pueden ser conductores o aislantes de la electricidad. Los cuerpos conductores permiten el paso de la corriente eléctrica; por ejemplo, los objetos metálicos. Los cuerpos aislantes impiden el paso de la corriente eléctrica; por ejemplo, los objetos de plástico o de madera. Por lo anterior, ¡ten cuidado con la electricidad!; y recuerda que ¡antes de tocar, siempre debes preguntar!

Tomado y adaptado de: Benavides, O. (1999). *Ciencias Naturales 5*. Bogotá: Santillana. p. 144.

#### • Pregunta 7.

Por la manera como se presenta la información, se puede afirmar que el texto es

- A. narrativo.
- B. explicativo.
- C. argumentativo.
- D. publicitario.

#### • Estructura

<b>Competencia</b>	Comunicativa (Proceso de Lectura)
<b>Componente</b>	Sintáctico
<b>Afirmación</b>	Recupera información implícita de la organización, tejido y componentes de los textos.
<b>Nivel de desempeño</b>	Satisfactorio
<b>Respuesta Correcta</b>	B





- **Resultados a nivel nacional y de Entidad Territorial Certificada (ETC)**

ETC/País	A	B	C	D	Omisión y multimarca	Nº estudiantes
Amazonas	26.4%	46.5%	7.7%	16.6%	2.8%	723
Antioquia	23.3%	55.8%	8.6%	11.2%	1.1%	24846
Apartadó	27.7%	52.1%	7.7%	11.1%	1.4%	1454
Arauca	19.7%	60.6%	8.1%	11.1%	0.4%	2692
Armenia	15.8%	65.9%	9.7%	8.2%	0.4%	2170
Atlántico	25.1%	51.1%	10.6%	11.9%	1.4%	5614
Barrancabermeja	20.2%	59.8%	9.9%	9.0%	1.1%	2156
Barranquilla	18.7%	60.6%	10.2%	9.7%	0.8%	10955
Bello	19.6%	58.3%	11.8%	9.5%	0.7%	3984
Bogotá, D.C.	14.1%	69.5%	9.3%	6.6%	0.6%	59888
Bolívar	30.6%	44.2%	10.3%	13.8%	1.1%	10544
Boyacá	16.9%	65.4%	7.6%	9.6%	0.6%	7813
Bucaramanga	14.5%	68.2%	9.6%	7.4%	0.3%	4486
Buenaventura	24.9%	54.6%	7.8%	11.8%	0.9%	4074
Buga	17.2%	63.4%	8.7%	9.9%	0.7%	986
Caldas	17.6%	63.2%	8.0%	10.7%	0.4%	5415
Cali	15.5%	66.7%	9.0%	7.9%	0.9%	18221
Caquetá	21.6%	55.5%	8.8%	12.8%	1.3%	2787
Cartagena	24.6%	54.2%	10.2%	9.9%	1.1%	10022
Cartago	19.4%	61.9%	8.5%	9.8%	0.5%	1204
Casanare	20.2%	59.2%	9.4%	10.7%	0.4%	3166
Cauca	22.1%	57.6%	8.1%	11.1%	1.3%	11642
Cesar	25.7%	52.5%	9.8%	11.0%	1.1%	7401
Chocó	30.7%	45.3%	9.7%	12.2%	2.1%	3377
Chía	11.4%	70.9%	10.8%	6.5%	0.4%	1420
Ciénaga	26.2%	50.6%	9.3%	12.0%	1.8%	1357
Cundinamarca	15.3%	66.9%	8.5%	8.8%	0.5%	15077
Córdoba	28.6%	47.5%	10.1%	12.9%	0.9%	12651
Cúcuta	17.5%	61.8%	11.2%	9.1%	0.4%	6810
Dosquebradas	14.9%	67.9%	8.2%	8.6%	0.4%	1647
Duitama	13.4%	66.9%	10.8%	8.7%	0.3%	1168
Envigado	14.6%	63.5%	13.8%	7.9%	0.2%	1230
Facatativá	14.5%	68.6%	9.5%	7.3%	0.1%	1252
Florencia	23.1%	57.2%	8.1%	11.1%	0.5%	1907
Floridablanca	13.7%	68.8%	9.6%	7.4%	0.5%	2332
Fusagasugá	15.1%	65.5%	9.6%	8.3%	1.5%	1062
Girardot	19.4%	61.2%	10.1%	9.0%	0.3%	912

Continúa en la siguiente página



## SABER 5 - LENGUAJE

ETC/País	A	B	C	D	Omisión y multimarca	N° estudiantes
Girón	14.2%	65.0%	10.6%	9.9%	0.3%	1424
Guainía	25.1%	49.7%	12.0%	12.2%	1.1%	467
Guaviare	22.1%	53.2%	10.4%	12.8%	1.5%	847
Huila	16.5%	64.0%	9.2%	9.7%	0.6%	7370
Ibagué	15.6%	66.4%	8.4%	9.0%	0.6%	4899
Ipiales	16.7%	64.1%	9.3%	9.3%	0.6%	1396
Itagüí	21.6%	58.9%	10.2%	8.7%	0.6%	1675
Jamundí	23.1%	59.0%	9.1%	7.7%	1.1%	1105
La Guajira	27.8%	49.7%	10.2%	11.1%	1.2%	3815
Lorica	27.2%	48.8%	11.3%	12.1%	0.7%	1278
Magangué	27.2%	49.8%	7.8%	14.3%	0.8%	1373
Magdalena	29.0%	46.8%	9.6%	13.1%	1.5%	8777
Maicao	29.1%	46.7%	9.6%	12.9%	1.8%	2100
Malambo	26.5%	55.1%	8.9%	8.8%	0.8%	994
Manizales	15.7%	65.9%	10.1%	7.9%	0.3%	2784
Medellín	21.8%	59.2%	10.1%	8.0%	0.9%	17810
Meta	20.2%	59.6%	8.8%	10.9%	0.5%	5529
Montería	25.1%	50.8%	11.9%	11.4%	0.8%	4559
Mosquera	13.8%	67.9%	10.2%	7.4%	0.7%	1224
Nariño	18.6%	61.1%	7.7%	10.3%	2.2%	9312
Neiva	13.6%	68.1%	9.6%	8.1%	0.5%	3513
Norte de Santander	18.9%	61.7%	7.8%	10.7%	0.8%	7427
Palmira	14.3%	64.9%	9.9%	9.8%	1.2%	2729
Pasto	14.1%	68.9%	8.5%	7.5%	1.0%	3746
Pereira	13.6%	68.6%	8.9%	7.9%	1.0%	3627
Piedecuesta	15.0%	63.2%	10.7%	10.0%	1.1%	1256
Pitalito	14.8%	64.7%	8.6%	10.4%	1.5%	1495
Popayán	15.5%	65.1%	9.6%	9.3%	0.4%	2629
Putumayo	20.0%	57.8%	8.6%	12.6%	1.0%	3643
Quibdó	23.7%	51.3%	6.8%	15.9%	2.3%	1119
Quindío	17.4%	63.6%	8.7%	9.2%	1.1%	2115
Riohacha	28.1%	49.5%	9.4%	11.5%	1.4%	2469
Rionegro	15.7%	64.2%	11.1%	8.8%	0.2%	1001
Risaralda	16.7%	60.8%	9.5%	11.7%	1.3%	2395
Sabaneta	12.4%	63.9%	13.0%	6.5%	4.2%	476
Sahagún	24.3%	54.9%	11.8%	8.7%	0.3%	1163
San Andrés	27.1%	48.0%	10.7%	13.1%	1.1%	458
Santa Marta	21.7%	57.6%	8.9%	10.8%	1.1%	5701
Santander	16.8%	64.1%	7.9%	10.7%	0.5%	7558

Continúa en la siguiente página





ETC/País	A	B	C	D	Omisión y multimarca	Nº estudiantes
Sincelejo	23.6%	54.3%	11.3%	10.2%	0.6%	2969
Soacha	16.2%	66.9%	9.5%	6.9%	0.5%	5323
Sogamoso	14.4%	69.5%	9.5%	6.4%	0.1%	1357
Soledad	19.1%	61.7%	9.3%	8.8%	1.1%	4939
Sucre	29.9%	47.2%	10.0%	12.1%	0.8%	7529
Tolima	20.3%	58.3%	9.2%	11.4%	0.7%	9063
Tuluá	15.2%	65.5%	8.8%	10.0%	0.6%	2066
Tumaco	31.1%	40.0%	10.4%	16.8%	1.8%	2344
Tunja	11.4%	73.0%	9.0%	6.5%	0.1%	1615
Turbo	32.2%	45.3%	8.7%	12.4%	1.4%	2105
Uribe	36.2%	35.3%	12.1%	13.8%	2.6%	1293
Valle del Cauca	18.5%	62.3%	8.5%	10.1%	0.6%	7924
Valledupar	21.6%	56.7%	10.1%	10.2%	1.4%	4920
Vaupés	32.3%	42.5%	10.6%	13.9%	0.7%	452
Vichada	24.5%	49.7%	8.9%	15.9%	1.0%	785
Villavicencio	15.9%	66.4%	8.6%	8.5%	0.6%	5036
Yopal	20.5%	59.7%	8.6%	10.8%	0.4%	1890
Yumbo	16.3%	64.3%	9.1%	10.1%	0.3%	1259
Zipaquirá	12.8%	69.7%	7.7%	9.2%	0.5%	1269
Colombia	19.9%	60.2%	9.3%	9.8%	0.9%	451841

\*Es posible que los porcentajes mostrados no sumen exactamente 100 debido a aproximaciones decimales.



• **Pregunta 8.**

Del texto se puede concluir que

- A. la madera es mejor conductor de electricidad que el plástico.
- B. la corriente eléctrica es útil pero puede ser peligrosa.
- C. la corriente eléctrica se genera cuando hay dos objetos cercanos.
- D. la madera es más aislante que el plástico.

• **Estructura**

<b>Competencia</b>	Comunicativa (Proceso de Lectura)
<b>Componente</b>	Semántico
<b>Afirmación</b>	Recupera información implícita en el contenido del texto.
<b>Nivel de desempeño</b>	Satisfactorio
<b>Respuesta Correcta</b>	B





## • Resultados a nivel nacional y de Entidad Territorial Certificada (ETC)

ETC/País	A	B	C	D	Omisión y multimarca	Nº estudiantes
Amazonas	14.1%	47.6%	21.0%	14.1%	3.2%	723
Antioquia	10.7%	62.1%	16.0%	10.1%	1.1%	24846
Apartadó	12.0%	56.7%	19.1%	10.5%	1.7%	1454
Arauca	10.1%	66.6%	13.5%	9.2%	0.6%	2692
Armenia	9.1%	66.9%	15.0%	8.5%	0.5%	2170
Atlántico	12.0%	57.9%	16.6%	11.9%	1.5%	5614
Barrancabermeja	9.9%	66.8%	14.1%	7.7%	1.4%	2156
Barranquilla	10.3%	65.8%	13.6%	9.3%	0.9%	10955
Bello	10.3%	66.8%	14.3%	7.9%	0.7%	3984
Bogotá, D.C.	7.6%	71.5%	12.9%	7.3%	0.7%	59888
Bolívar	13.3%	52.5%	19.6%	13.0%	1.5%	10544
Boyacá	8.3%	70.2%	12.5%	8.4%	0.6%	7813
Bucaramanga	8.0%	72.4%	11.9%	7.4%	0.3%	4486
Buenaventura	13.1%	56.6%	15.9%	12.9%	1.5%	4074
Buga	9.9%	65.0%	17.4%	6.8%	0.8%	986
Caldas	9.6%	65.6%	14.3%	9.8%	0.6%	5415
Cali	9.4%	67.6%	14.1%	7.9%	1.1%	18221
Caquetá	10.2%	62.4%	15.8%	10.2%	1.5%	2787
Cartagena	11.2%	62.2%	15.9%	9.4%	1.3%	10022
Cartago	10.1%	65.2%	15.1%	9.0%	0.6%	1204
Casanare	10.7%	62.7%	16.0%	10.2%	0.4%	3166
Cauca	11.1%	61.2%	15.3%	10.9%	1.5%	11642
Cesar	11.7%	59.4%	15.8%	11.8%	1.3%	7401
Chocó	15.3%	46.9%	19.1%	16.4%	2.4%	3377
Chía	6.9%	74.9%	11.0%	6.8%	0.4%	1420
Ciénaga	13.8%	54.9%	18.2%	11.3%	1.8%	1357
Cundinamarca	8.1%	69.5%	13.7%	8.2%	0.5%	15077
Córdoba	12.1%	56.0%	18.5%	12.2%	1.2%	12651
Cúcuta	9.4%	67.3%	14.7%	8.1%	0.4%	6810
Dosquebradas	8.6%	69.9%	13.7%	7.4%	0.4%	1647
Duitama	6.5%	74.2%	12.4%	6.6%	0.3%	1168
Envigado	7.6%	75.1%	10.8%	6.2%	0.3%	1230
Facatativá	6.7%	71.0%	14.9%	7.1%	0.3%	1252
Florencia	10.4%	61.7%	15.9%	11.3%	0.7%	1907
Floridablanca	8.3%	73.5%	11.3%	6.4%	0.5%	2332
Fusagasugá	8.5%	70.2%	13.7%	6.2%	1.5%	1062
Girardot	9.5%	64.9%	16.2%	9.0%	0.3%	912

Continúa en la siguiente página



## SABER 5 - LENGUAJE

ETC/País	A	B	C	D	Omisión y multimarca	Nº estudiantes
Girón	8.1%	72.2%	12.4%	7.1%	0.2%	1424
Guainía	13.9%	52.0%	20.8%	12.2%	1.1%	467
Guaviare	12.2%	59.1%	15.1%	11.9%	1.7%	847
Huila	9.0%	67.2%	14.0%	9.0%	0.8%	7370
Ibagué	9.5%	68.4%	12.7%	8.6%	0.8%	4899
Ipiales	7.5%	70.1%	14.8%	6.9%	0.7%	1396
Itagüí	10.6%	65.1%	14.4%	9.2%	0.7%	1675
Jamundí	9.7%	61.0%	16.3%	11.7%	1.4%	1105
La Guajira	13.2%	55.8%	16.3%	13.2%	1.5%	3815
Lorica	12.9%	56.3%	17.2%	12.9%	0.7%	1278
Magangué	11.9%	56.4%	18.4%	12.2%	1.0%	1373
Magdalena	13.4%	51.9%	18.6%	14.4%	1.8%	8777
Maicao	12.2%	56.1%	18.0%	11.5%	2.2%	2100
Malambo	10.4%	59.9%	18.0%	11.0%	0.8%	994
Manizales	8.5%	68.5%	14.4%	8.2%	0.4%	2784
Medellín	10.4%	63.7%	15.8%	9.1%	1.0%	17810
Meta	11.1%	63.0%	15.6%	9.8%	0.5%	5529
Montería	11.5%	59.1%	17.7%	10.9%	0.9%	4559
Mosquera	8.7%	70.9%	12.7%	6.7%	0.9%	1224
Nariño	9.5%	64.4%	14.1%	9.6%	2.4%	9312
Neiva	9.2%	69.2%	12.8%	7.9%	0.8%	3513
Norte de Santander	10.0%	67.1%	13.8%	8.2%	0.9%	7427
Palmira	8.8%	68.2%	14.3%	7.5%	1.2%	2729
Pasto	7.6%	70.2%	13.5%	7.5%	1.2%	3746
Pereira	8.2%	68.8%	13.5%	8.5%	1.0%	3627
Piedecuesta	9.1%	70.1%	10.9%	8.8%	1.2%	1256
Pitalito	9.4%	66.5%	14.5%	8.1%	1.5%	1495
Popayán	8.6%	67.4%	15.1%	8.2%	0.7%	2629
Putumayo	10.3%	63.4%	16.3%	9.0%	1.1%	3643
Quibdó	12.5%	55.0%	16.5%	13.0%	2.9%	1119
Quindío	8.6%	65.7%	15.3%	9.2%	1.2%	2115
Riohacha	12.0%	55.9%	18.5%	11.7%	1.9%	2469
Rionegro	9.9%	69.3%	12.8%	7.4%	0.6%	1001
Risaralda	9.8%	64.8%	14.3%	9.7%	1.3%	2395
Sabaneta	8.6%	70.0%	11.6%	5.7%	4.2%	476
Sahagún	10.7%	62.3%	17.6%	9.1%	0.3%	1163
San Andrés	11.1%	59.0%	17.9%	10.7%	1.3%	458
Santa Marta	10.6%	63.1%	15.0%	9.8%	1.4%	5701
Santander	8.3%	70.0%	12.9%	8.1%	0.6%	7558
Sincelejo	11.0%	61.5%	16.2%	10.5%	0.8%	2969

Continúa en la siguiente página





ETC/País	A	B	C	D	Omisión y multimarca	Nº estudiantes
Soacha	9.1%	68.1%	14.6%	7.6%	0.5%	5323
Sogamoso	8.0%	74.9%	9.8%	7.1%	0.2%	1357
Soledad	11.3%	64.3%	13.5%	9.7%	1.2%	4939
Sucre	13.2%	54.5%	18.5%	12.8%	1.1%	7529
Tolima	10.3%	63.5%	14.7%	10.5%	1.0%	9063
Tuluá	10.2%	67.8%	13.7%	7.8%	0.5%	2066
Tumaco	15.2%	48.8%	19.6%	14.2%	2.2%	2344
Tunja	5.2%	76.3%	11.1%	7.2%	0.2%	1615
Turbo	13.8%	50.0%	20.8%	13.6%	1.8%	2105
Uribe	11.9%	47.0%	25.1%	13.1%	2.9%	1293
Valle del Cauca	10.0%	64.5%	15.3%	9.4%	0.8%	7924
Valledupar	10.5%	63.7%	15.0%	9.4%	1.5%	4920
Vaupés	13.7%	48.0%	21.0%	16.2%	1.1%	452
Vichada	11.6%	55.8%	18.6%	12.9%	1.1%	785
Villavicencio	9.6%	68.0%	13.7%	8.1%	0.6%	5036
Yopal	9.3%	63.5%	16.6%	10.1%	0.5%	1890
Yumbo	11.0%	62.9%	16.8%	8.7%	0.6%	1259
Zipaquirá	7.9%	71.9%	12.5%	7.3%	0.4%	1269
Colombia	10.0%	64.5%	15.0%	9.5%	1.0%	451841

\*Es posible que los porcentajes mostrados no sumen exactamente 100 debido a aproximaciones decimales.



- **Pregunta 9.**

El texto se compone de los siguientes elementos en el mismo orden:

- A. una definición, una explicación, una clasificación y una recomendación.
- B. una definición, un argumento, una descripción y una conclusión.
- C. una introducción, una ejemplificación, una caracterización y una comparación.
- D. una introducción, un argumento, una descripción y una ejemplificación.

- **Estructura**

<b>Competencia</b>	Comunicativa (Proceso de Lectura)
<b>Componente</b>	Sintáctico
<b>Afirmación</b>	Identifica información de la estructura explícita del texto.
<b>Nivel de desempeño</b>	Satisfactorio
<b>Respuesta Correcta</b>	A





## • Resultados a nivel nacional y de Entidad Territorial Certificada (ETC)

ETC/País	A	B	C	D	Omisión y multimarca	Nº estudiantes
Amazonas	37.5%	15.5%	23.7%	20.2%	3.2%	723
Antioquia	47.4%	16.3%	18.6%	16.2%	1.5%	24846
Apartadó	43.0%	17.1%	21.3%	17.1%	1.7%	1454
Arauca	48.8%	15.0%	19.1%	16.2%	0.9%	2692
Armenia	51.2%	14.1%	17.2%	16.8%	0.7%	2170
Atlántico	42.6%	17.1%	20.5%	17.8%	2.0%	5614
Barrancabermeja	49.3%	16.1%	18.2%	14.9%	1.5%	2156
Barranquilla	52.8%	14.8%	16.5%	14.6%	1.3%	10955
Bello	52.9%	16.0%	15.8%	14.5%	0.8%	3984
Bogotá, D.C.	58.8%	13.6%	13.4%	13.3%	1.0%	59888
Bolívar	36.4%	18.5%	23.1%	19.9%	2.0%	10544
Boyacá	51.7%	13.9%	18.4%	15.2%	0.9%	7813
Bucaramanga	58.5%	13.2%	14.7%	12.8%	0.7%	4486
Buenaventura	47.4%	16.4%	18.7%	15.4%	2.1%	4074
Buga	51.7%	16.3%	16.7%	14.1%	1.1%	986
Caldas	50.7%	15.0%	16.6%	16.7%	0.9%	5415
Cali	56.9%	14.2%	14.8%	12.7%	1.3%	18221
Caquetá	44.6%	14.0%	20.8%	18.5%	2.1%	2787
Cartagena	48.4%	16.4%	18.2%	15.4%	1.7%	10022
Cartago	48.5%	16.1%	19.4%	14.9%	1.1%	1204
Casanare	49.9%	15.1%	19.1%	15.1%	0.9%	3166
Cauca	50.0%	15.2%	17.9%	15.0%	1.9%	11642
Cesar	45.2%	16.4%	20.0%	16.9%	1.5%	7401
Chocó	39.8%	18.2%	22.1%	17.2%	2.7%	3377
Chía	60.5%	11.7%	12.6%	14.4%	0.8%	1420
Ciénaga	42.7%	17.8%	19.7%	17.8%	2.1%	1357
Cundinamarca	54.1%	13.5%	16.3%	15.4%	0.7%	15077
Córdoba	38.4%	18.2%	23.1%	18.8%	1.5%	12651
Cúcuta	52.9%	15.5%	16.3%	14.7%	0.6%	6810
Dosquebradas	56.4%	14.1%	14.3%	14.3%	0.9%	1647
Duitama	58.9%	14.0%	15.8%	10.8%	0.5%	1168
Envigado	60.3%	13.6%	13.1%	12.7%	0.3%	1230
Facatativá	54.6%	15.3%	16.5%	13.3%	0.3%	1252
Florencia	49.0%	16.3%	18.8%	14.9%	1.0%	1907
Floridablanca	60.0%	13.3%	13.5%	12.5%	0.8%	2332
Fusagasugá	52.9%	15.0%	16.0%	14.3%	1.8%	1062
Girardot	51.4%	16.3%	16.7%	14.1%	1.4%	912

Continúa en la siguiente página



ETC/País	A	B	C	D	Omisión y multimarca	N° estudiantes
Girón	55.2%	12.7%	17.1%	14.4%	0.6%	1424
Guainía	42.8%	18.4%	20.6%	16.1%	2.1%	467
Guaviare	44.9%	13.3%	20.7%	18.9%	2.2%	847
Huila	50.3%	13.8%	18.0%	16.8%	1.0%	7370
Ibagué	54.6%	13.8%	16.0%	14.5%	1.1%	4899
Ipiales	53.9%	13.7%	16.3%	15.3%	0.9%	1396
Itagüí	50.7%	16.7%	18.5%	13.0%	1.1%	1675
Jamundí	46.7%	16.3%	19.4%	15.7%	1.9%	1105
La Guajira	41.5%	18.2%	20.3%	18.0%	1.9%	3815
Lorica	37.9%	16.7%	23.8%	20.3%	1.4%	1278
Magangué	42.2%	15.0%	21.4%	20.2%	1.2%	1373
Magdalena	39.0%	16.9%	22.5%	19.4%	2.2%	8777
Maicao	36.4%	19.0%	22.0%	20.3%	2.3%	2100
Malambo	46.5%	17.5%	16.7%	18.0%	1.3%	994
Manizales	53.2%	16.7%	14.4%	15.2%	0.5%	2784
Medellín	49.9%	16.6%	17.1%	15.2%	1.2%	17810
Meta	47.3%	15.7%	18.9%	16.9%	1.2%	5529
Montería	41.8%	16.4%	21.6%	19.0%	1.2%	4559
Mosquera	56.5%	13.2%	16.2%	13.2%	0.9%	1224
Nariño	51.1%	15.9%	15.9%	14.6%	2.5%	9312
Neiva	56.6%	12.7%	15.5%	14.0%	1.1%	3513
Norte de Santander	52.0%	14.3%	17.5%	15.1%	1.2%	7427
Palmira	54.2%	15.0%	15.6%	13.7%	1.5%	2729
Pasto	57.3%	14.0%	13.7%	13.7%	1.2%	3746
Pereira	54.7%	13.6%	15.3%	15.1%	1.4%	3627
Piedecuesta	53.7%	13.6%	16.0%	15.4%	1.4%	1256
Pitalito	50.1%	13.4%	17.7%	17.2%	1.7%	1495
Popayán	55.3%	14.9%	13.8%	14.8%	1.2%	2629
Putumayo	47.7%	15.4%	19.3%	16.1%	1.6%	3643
Quibdó	42.8%	16.9%	22.3%	15.2%	2.8%	1119
Quindío	50.6%	13.8%	18.3%	16.1%	1.2%	2115
Riohacha	43.3%	17.5%	20.0%	17.1%	2.1%	2469
Rionegro	53.4%	13.7%	16.9%	15.4%	0.6%	1001
Risaralda	47.0%	14.7%	17.5%	19.2%	1.6%	2395
Sabaneta	59.5%	15.3%	10.7%	10.1%	4.4%	476
Sahagún	40.8%	17.2%	22.4%	18.5%	1.0%	1163
San Andrés	45.9%	14.4%	21.8%	15.9%	2.0%	458
Santa Marta	48.4%	16.1%	17.7%	16.0%	1.7%	5701
Santander	52.5%	13.8%	17.7%	15.4%	0.8%	7558

Continúa en la siguiente página





ETC/País	A	B	C	D	Omisión y multimarca	N° estudiantes
Sincelejo	45.0%	16.9%	20.1%	17.1%	0.9%	2969
Soacha	55.9%	14.8%	15.7%	12.7%	0.9%	5323
Sogamoso	57.7%	14.7%	15.6%	11.5%	0.4%	1357
Soledad	52.9%	15.1%	17.4%	12.9%	1.7%	4939
Sucre	39.1%	17.4%	23.3%	18.8%	1.4%	7529
Tolima	47.1%	14.8%	19.8%	17.0%	1.2%	9063
Tuluá	53.2%	14.1%	16.1%	15.9%	0.7%	2066
Tumaco	36.4%	19.7%	22.7%	18.6%	2.7%	2344
Tunja	62.3%	12.1%	13.1%	12.1%	0.4%	1615
Turbo	35.8%	18.2%	24.1%	19.7%	2.2%	2105
Uribe	32.6%	19.1%	24.7%	20.9%	2.7%	1293
Valle del Cauca	51.7%	14.0%	17.4%	15.7%	1.0%	7924
Valledupar	51.7%	14.7%	17.3%	14.7%	1.7%	4920
Vaupés	42.9%	15.0%	22.8%	17.9%	1.3%	452
Vichada	44.6%	14.5%	21.0%	17.7%	2.2%	785
Villavicencio	56.7%	13.8%	15.4%	13.3%	0.9%	5036
Yopal	51.6%	14.9%	17.6%	14.9%	1.0%	1890
Yumbo	55.2%	14.7%	15.3%	14.0%	0.9%	1259
Zipaquirá	56.3%	13.3%	16.1%	13.9%	0.5%	1269
Colombia	50.5%	15.2%	17.5%	15.5%	1.3%	451841

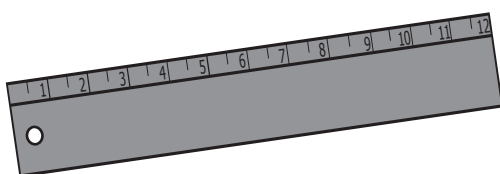
\*Es posible que los porcentajes mostrados no sumen exactamente 100 debido a aproximaciones decimales.



• **Pregunta 10.**

Según el texto, uno de los cuerpos conductores de la energía eléctrica puede ser


A. una regla de madera.



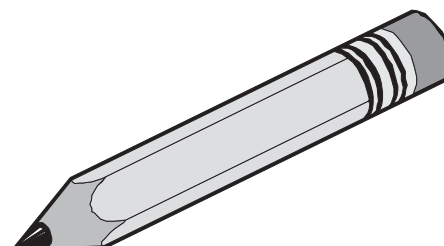
B. una peinilla de plástico.



C. un clip de metal.



D. un lápiz de madera.



• **Estructura**

<b>Competencia</b>	Comunicativa (Proceso de Lectura)
<b>Componente</b>	Semántico
<b>Afirmación</b>	Recupera información explícita en el contenido del texto.
<b>Nivel de desempeño</b>	Mínimo
<b>Respuesta Correcta</b>	C





## • Resultados a nivel nacional y de Entidad Territorial Certificada (ETC)

ETC/País	A	B	C	D	Omisión y multimarca	N° estudiantes
Amazonas	12.9%	9.8%	60.6%	13.8%	2.9%	723
Antioquia	11.1%	9.4%	68.5%	9.6%	1.4%	24846
Apartadó	10.7%	10.1%	67.7%	10.3%	1.2%	1454
Arauca	9.7%	7.5%	73.7%	8.3%	0.7%	2692
Armenia	10.2%	8.4%	71.9%	8.8%	0.7%	2170
Atlántico	12.8%	9.9%	64.5%	11.1%	1.7%	5614
Barrancabermeja	9.6%	7.1%	73.7%	8.3%	1.3%	2156
Barranquilla	10.0%	7.5%	73.5%	7.8%	1.2%	10955
Bello	10.5%	8.8%	70.3%	9.5%	0.8%	3984
Bogotá, D.C.	9.2%	7.1%	75.6%	7.3%	0.8%	59888
Bolívar	13.1%	10.7%	61.6%	12.8%	1.8%	10544
Boyacá	7.8%	7.9%	76.0%	7.5%	0.8%	7813
Bucaramanga	8.1%	6.3%	78.5%	6.5%	0.6%	4486
Buenaventura	9.8%	10.1%	68.6%	10.0%	1.5%	4074
Buga	10.5%	7.8%	73.0%	7.5%	1.1%	986
Caldas	10.7%	8.7%	71.2%	8.8%	0.7%	5415
Cali	9.5%	7.6%	74.5%	7.4%	1.1%	18221
Caquetá	9.0%	8.3%	71.4%	9.5%	1.8%	2787
Cartagena	11.4%	8.3%	69.2%	9.5%	1.6%	10022
Cartago	9.6%	7.6%	72.9%	8.7%	1.2%	1204
Casanare	9.3%	8.4%	73.7%	8.1%	0.5%	3166
Cauca	9.6%	8.5%	71.4%	9.0%	1.6%	11642
Cesar	10.1%	9.0%	69.7%	9.8%	1.5%	7401
Chocó	13.2%	11.8%	57.0%	15.5%	2.4%	3377
Chía	8.2%	6.2%	80.1%	5.1%	0.4%	1420
Ciénaga	14.4%	7.3%	65.1%	10.6%	2.5%	1357
Cundinamarca	8.3%	7.6%	76.2%	7.2%	0.6%	15077
Córdoba	11.2%	9.8%	66.6%	10.9%	1.5%	12651
Cúcuta	9.5%	7.5%	74.7%	7.7%	0.6%	6810
Dosquebradas	11.4%	8.2%	73.4%	6.7%	0.3%	1647
Duitama	7.5%	7.0%	77.3%	8.0%	0.1%	1168
Envigado	9.1%	6.5%	78.3%	5.8%	0.3%	1230
Facatativá	9.1%	6.0%	77.4%	7.2%	0.3%	1252
Florencia	11.4%	9.4%	69.9%	8.3%	1.0%	1907
Floridablanca	8.3%	6.0%	78.3%	6.8%	0.6%	2332
Fusagasugá	7.7%	8.4%	74.5%	7.8%	1.6%	1062
Girardot	9.9%	6.9%	73.5%	8.9%	0.9%	912
Girón	8.8%	6.9%	76.3%	7.7%	0.4%	1424

Continúa en la siguiente página



## SABER 5 - LENGUAJE

ETC/País	A	B	C	D	Omisión y multimarca	N° estudiantes
Guainía	10.7%	16.3%	64.9%	7.5%	0.6%	467
Guaviare	10.2%	7.9%	72.3%	8.3%	1.4%	847
Huila	9.5%	8.9%	73.2%	7.6%	0.9%	7370
Ibagué	8.8%	8.1%	74.3%	8.1%	0.8%	4899
Ipiales	8.8%	7.2%	76.9%	6.7%	0.5%	1396
Itagüí	10.5%	8.8%	71.3%	8.5%	0.9%	1675
Jamundí	11.2%	8.8%	70.0%	8.5%	1.5%	1105
La Guajira	11.3%	10.5%	64.3%	12.1%	1.7%	3815
Lorica	11.2%	9.9%	65.6%	11.8%	1.6%	1278
Magangué	12.2%	8.7%	66.9%	11.1%	1.1%	1373
Magdalena	12.2%	10.3%	63.6%	11.6%	2.2%	8777
Maicao	14.0%	10.5%	58.8%	13.9%	2.9%	2100
Malambo	9.4%	8.9%	71.1%	9.6%	1.1%	994
Manizales	10.5%	8.5%	72.7%	7.9%	0.4%	2784
Medellín	11.4%	9.8%	68.0%	9.5%	1.3%	17810
Meta	9.2%	8.6%	73.1%	8.3%	0.8%	5529
Montería	10.0%	9.1%	70.0%	9.8%	1.1%	4559
Mosquera	10.3%	8.1%	73.5%	7.2%	0.9%	1224
Nariño	8.7%	8.2%	72.8%	7.7%	2.5%	9312
Neiva	9.4%	6.7%	75.2%	7.7%	1.0%	3513
Norte de Santander	9.1%	8.2%	73.5%	8.3%	1.0%	7427
Palmira	9.2%	7.5%	74.6%	7.4%	1.2%	2729
Pasto	8.8%	6.1%	76.3%	7.4%	1.3%	3746
Pereira	9.6%	6.9%	73.8%	8.5%	1.2%	3627
Piedecuesta	9.7%	6.8%	75.6%	6.7%	1.2%	1256
Pitalito	8.8%	9.8%	71.7%	7.9%	1.7%	1495
Popayán	9.7%	6.7%	75.0%	7.8%	0.8%	2629
Putumayo	8.6%	8.9%	72.5%	8.7%	1.3%	3643
Quibdó	12.2%	9.9%	66.0%	9.3%	2.6%	1119
Quindío	10.3%	7.7%	70.9%	9.9%	1.3%	2115
Riohacha	12.7%	8.7%	64.5%	12.2%	1.8%	2469
Rionegro	10.1%	7.1%	73.5%	8.6%	0.7%	1001
Risaralda	12.0%	8.9%	68.3%	9.4%	1.4%	2395
Sabaneta	10.1%	6.9%	72.5%	6.1%	4.4%	476
Sahagún	11.3%	7.7%	71.9%	8.4%	0.7%	1163
San Andrés	12.0%	11.8%	65.9%	8.7%	1.5%	458
Santa Marta	11.5%	7.9%	69.2%	9.8%	1.6%	5701
Santander	8.3%	7.3%	76.1%	7.5%	0.8%	7558
Sincelejo	11.1%	8.6%	69.4%	10.2%	0.8%	2969
Soacha	10.4%	8.8%	72.3%	7.7%	0.8%	5323

Continúa en la siguiente página





ETC/País	A	B	C	D	Omisión y multimarca	N° estudiantes
Sogamoso	7.4%	8.3%	78.4%	5.4%	0.5%	1357
Soledad	11.3%	7.8%	71.0%	8.3%	1.6%	4939
Sucre	11.5%	9.6%	65.8%	11.8%	1.3%	7529
Tolima	10.0%	9.3%	71.0%	8.8%	0.9%	9063
Tuluá	11.1%	9.0%	71.6%	7.5%	0.7%	2066
Tumaco	12.9%	12.9%	56.2%	15.0%	3.0%	2344
Tunja	9.2%	4.4%	78.9%	7.2%	0.3%	1615
Turbo	12.4%	11.4%	62.9%	11.7%	1.8%	2105
Uribe	13.9%	15.4%	50.7%	16.6%	3.5%	1293
Valle del Cauca	10.1%	8.9%	70.5%	9.5%	1.0%	7924
Valledupar	10.1%	7.6%	72.4%	8.4%	1.6%	4920
Vaupés	11.5%	13.7%	60.0%	13.1%	1.8%	452
Vichada	9.7%	11.1%	67.3%	10.4%	1.5%	785
Villavicencio	9.8%	6.9%	74.8%	7.7%	0.8%	5036
Yopal	9.6%	9.8%	71.0%	8.8%	0.7%	1890
Yumbo	10.2%	6.8%	74.1%	8.3%	0.6%	1259
Zipaquirá	8.7%	7.2%	77.3%	6.5%	0.3%	1269
Colombia	10.1%	8.4%	71.5%	8.8%	1.2%	451841

\*Es posible que los porcentajes mostrados no sumen exactamente 100 debido a aproximaciones decimales.



- **Pregunta 11.**

El autor del texto, con la frase "*¡ten cuidado con la electricidad!; y recuerda que ¡antes de tocar, siempre debes preguntar!*", busca

- A. aconsejar y ordenar.
- B. advertir y aconsejar.
- C. recordar y preguntar.
- D. advertir y mencionar.

- **Estructura**

<b>Competencia</b>	Comunicativa (Proceso de Lectura)
<b>Componente</b>	Pragmático
<b>Afirmación</b>	Reconoce elementos implícitos de la situación comunicativa del texto.
<b>Nivel de desempeño</b>	Satisfactorio
<b>Respuesta Correcta</b>	B





## • Resultados a nivel nacional y de Entidad Territorial Certificada (ETC)

ETC/País	A	B	C	D	Omisión y multimarca	Nº estudiantes
Amazonas	15.6%	34.4%	31.5%	15.1%	3.3%	723
Antioquia	12.0%	47.8%	24.2%	14.6%	1.4%	24846
Apartadó	14.4%	42.3%	25.5%	16.0%	1.7%	1454
Arauca	10.7%	46.8%	25.7%	16.0%	0.7%	2692
Armenia	10.4%	55.5%	18.1%	15.3%	0.7%	2170
Atlántico	14.0%	42.8%	25.7%	15.6%	1.9%	5614
Barrancabermeja	10.2%	52.3%	22.4%	13.7%	1.4%	2156
Barranquilla	11.0%	53.8%	21.8%	12.3%	1.0%	10955
Bello	10.1%	57.1%	18.2%	13.7%	0.8%	3984
Bogotá, D.C.	7.3%	61.4%	16.2%	14.3%	0.8%	59888
Bolívar	15.2%	37.3%	30.0%	15.8%	1.7%	10544
Boyacá	8.7%	53.9%	21.4%	15.3%	0.8%	7813
Bucaramanga	6.6%	61.5%	17.4%	14.0%	0.5%	4486
Buenaventura	14.8%	41.7%	28.7%	13.2%	1.6%	4074
Buga	8.7%	54.9%	21.1%	14.1%	1.2%	986
Caldas	10.3%	51.3%	23.2%	14.5%	0.7%	5415
Cali	9.5%	57.9%	19.0%	12.4%	1.2%	18221
Caquetá	11.9%	39.5%	30.9%	15.9%	1.8%	2787
Cartagena	14.1%	49.4%	22.6%	12.3%	1.6%	10022
Cartago	10.8%	53.8%	20.5%	14.2%	0.7%	1204
Casanare	9.6%	48.5%	24.7%	16.1%	1.0%	3166
Cauca	12.0%	43.7%	28.2%	14.4%	1.6%	11642
Cesar	13.5%	43.6%	27.2%	14.3%	1.4%	7401
Chocó	17.2%	35.8%	30.7%	13.2%	3.0%	3377
Chía	6.2%	66.1%	12.2%	15.0%	0.5%	1420
Ciénaga	12.5%	40.7%	31.6%	13.2%	2.0%	1357
Cundinamarca	8.6%	56.1%	19.5%	15.2%	0.6%	15077
Córdoba	13.7%	41.1%	28.3%	15.5%	1.5%	12651
Cúcuta	10.0%	54.3%	20.8%	14.4%	0.6%	6810
Dosquebradas	8.3%	57.9%	18.8%	14.6%	0.4%	1647
Duitama	6.9%	62.6%	15.2%	15.1%	0.3%	1168
Envigado	7.6%	68.2%	11.1%	12.7%	0.4%	1230
Facatativá	7.7%	59.0%	17.4%	15.5%	0.4%	1252
Florencia	11.2%	45.6%	25.3%	17.1%	0.8%	1907
Floridablanca	6.4%	63.8%	14.8%	14.4%	0.7%	2332
Fusagasugá	9.1%	56.0%	16.9%	16.1%	1.9%	1062
Girardot	9.3%	50.4%	21.6%	17.7%	1.0%	912

Continúa en la siguiente página



ETC/País	A	B	C	D	Omisión y multimarca	N° estudiantes
Girón	8.8%	57.9%	18.0%	14.8%	0.4%	1424
Guainía	13.1%	34.5%	34.3%	16.9%	1.3%	467
Guaviare	12.4%	39.8%	30.8%	15.5%	1.5%	847
Huila	9.5%	47.4%	26.5%	15.6%	0.9%	7370
Ibagué	10.2%	55.7%	17.6%	15.6%	0.8%	4899
Ipiales	9.1%	61.5%	15.3%	13.5%	0.6%	1396
Itagüí	13.0%	57.4%	15.3%	13.3%	1.0%	1675
Jamundí	12.9%	49.6%	20.4%	15.5%	1.6%	1105
La Guajira	13.6%	40.9%	28.5%	15.3%	1.7%	3815
Lorica	14.6%	43.3%	26.0%	14.7%	1.3%	1278
Magangué	13.7%	40.9%	29.6%	14.6%	1.3%	1373
Magdalena	14.1%	37.6%	30.7%	15.6%	2.0%	8777
Maicao	15.9%	36.3%	30.6%	14.6%	2.5%	2100
Malambo	14.6%	50.8%	21.5%	12.0%	1.1%	994
Manizales	10.5%	60.1%	14.9%	14.1%	0.5%	2784
Medellín	12.2%	54.2%	18.4%	14.1%	1.1%	17810
Meta	11.4%	45.9%	25.4%	16.6%	0.7%	5529
Montería	12.8%	46.2%	24.1%	15.7%	1.1%	4559
Mosquera	7.8%	61.7%	15.4%	14.4%	0.8%	1224
Nariño	9.9%	51.7%	22.7%	13.3%	2.4%	9312
Neiva	9.1%	55.2%	21.7%	13.3%	0.7%	3513
Norte de Santander	9.8%	51.3%	24.6%	13.3%	1.1%	7427
Palmira	9.1%	58.9%	18.1%	12.5%	1.4%	2729
Pasto	7.7%	64.3%	13.6%	13.1%	1.3%	3746
Pereira	7.9%	57.7%	18.5%	14.7%	1.2%	3627
Piedecuesta	7.6%	59.0%	18.8%	13.5%	1.1%	1256
Pitalito	8.6%	49.4%	24.3%	16.1%	1.5%	1495
Popayán	7.8%	59.4%	19.0%	13.2%	0.6%	2629
Putumayo	11.0%	45.1%	26.9%	15.4%	1.5%	3643
Quibdó	16.4%	46.9%	21.4%	12.5%	2.9%	1119
Quindío	10.7%	50.3%	22.5%	15.0%	1.5%	2115
Riohacha	13.7%	41.3%	28.9%	14.3%	1.7%	2469
Rionegro	9.5%	63.3%	14.1%	12.8%	0.3%	1001
Risaralda	10.3%	48.5%	23.9%	15.6%	1.7%	2395
Sabaneta	7.1%	61.6%	13.7%	13.2%	4.4%	476
Sahagún	11.7%	49.4%	24.4%	14.0%	0.4%	1163
San Andrés	12.7%	46.1%	23.8%	15.7%	1.7%	458
Santa Marta	11.6%	49.4%	23.2%	14.2%	1.5%	5701
Santander	9.7%	53.4%	22.4%	13.7%	0.8%	7558

Continúa en la siguiente página





ETC/País	A	B	C	D	Omisión y multimarca	N° estudiantes
Sincelejo	12.5%	48.9%	24.2%	13.7%	0.7%	2969
Soacha	8.2%	57.0%	18.9%	15.2%	0.6%	5323
Sogamoso	8.6%	59.8%	15.4%	15.8%	0.4%	1357
Soledad	11.5%	54.7%	20.1%	12.3%	1.4%	4939
Sucre	14.3%	40.5%	29.2%	14.8%	1.1%	7529
Tolima	11.5%	45.5%	25.2%	16.7%	1.2%	9063
Tuluá	9.8%	54.2%	20.2%	15.1%	0.7%	2066
Tumaco	18.0%	32.6%	31.4%	15.4%	2.6%	2344
Tunja	6.1%	65.1%	14.2%	14.2%	0.4%	1615
Turbo	16.4%	35.9%	28.5%	17.1%	2.2%	2105
Uribe	20.9%	21.6%	37.0%	17.3%	3.2%	1293
Valle del Cauca	10.7%	51.0%	22.6%	14.9%	0.9%	7924
Valledupar	11.5%	51.2%	23.2%	12.5%	1.5%	4920
Vaupés	15.5%	27.4%	39.6%	16.2%	1.3%	452
Vichada	13.8%	37.3%	31.7%	14.8%	2.4%	785
Villavicencio	9.1%	57.1%	19.5%	13.6%	0.7%	5036
Yopal	10.2%	50.8%	21.1%	17.2%	0.7%	1890
Yumbo	10.7%	52.8%	21.4%	14.7%	0.4%	1259
Zipaquirá	9.0%	59.8%	14.5%	16.5%	0.2%	1269
Colombia	10.8%	51.4%	22.2%	14.4%	1.2%	451841

\*Es posible que los porcentajes mostrados no sumen exactamente 100 debido a aproximaciones decimales.



• **Pregunta 12.**

La imagen que mejor ilustra el paso de la electricidad a través de un bombillo como el que aparece en el texto es:

A.




B.



C.



D.



• **Estructura**

<b>Competencia</b>	Comunicativa (Proceso de Lectura)
<b>Componente</b>	Semántico
<b>Afirmación</b>	Relaciona textos y moviliza saberes previos para ampliar referentes y contenidos ideológicos.
<b>Nivel de desempeño</b>	Mínimo
<b>Respuesta Correcta</b>	D





- **Resultados a nivel nacional y de Entidad Territorial Certificada (ETC)**

ETC/País	A	B	C	D	Omisión y multimarca	Nº estudiantes
Amazonas	6.5%	6.2%	10.8%	73.6%	2.9%	723
Antioquia	4.9%	5.8%	8.3%	79.7%	1.3%	24846
Apartadó	6.7%	6.9%	8.9%	76.1%	1.3%	1454
Arauca	4.1%	5.3%	7.0%	83.1%	0.4%	2692
Armenia	4.6%	4.4%	7.8%	82.6%	0.6%	2170
Atlántico	5.5%	6.4%	9.3%	77.2%	1.6%	5614
Barrancabermeja	4.3%	5.3%	8.5%	80.5%	1.4%	2156
Barranquilla	4.1%	4.6%	7.3%	83.0%	0.9%	10955
Bello	4.0%	5.6%	8.9%	80.6%	0.8%	3984
Bogotá, D.C.	2.9%	3.9%	7.0%	85.5%	0.7%	59888
Bolívar	7.6%	8.0%	10.4%	72.6%	1.4%	10544
Boyacá	3.0%	3.6%	5.6%	87.1%	0.7%	7813
Bucaramanga	3.0%	4.0%	7.9%	84.6%	0.5%	4486
Buenaventura	5.8%	7.0%	7.8%	78.0%	1.5%	4074
Buga	4.2%	3.5%	7.4%	84.0%	0.9%	986
Caldas	3.4%	4.9%	6.4%	84.6%	0.7%	5415
Cali	3.3%	4.5%	7.5%	83.5%	1.1%	18221
Caquetá	4.8%	6.1%	6.7%	80.7%	1.6%	2787
Cartagena	5.5%	6.4%	8.9%	77.9%	1.3%	10022
Cartago	4.8%	4.4%	8.5%	81.8%	0.5%	1204
Casanare	4.1%	4.8%	6.4%	84.1%	0.6%	3166
Cauca	4.4%	5.6%	7.0%	81.6%	1.4%	11642
Cesar	5.6%	5.8%	8.0%	79.5%	1.1%	7401
Chocó	8.4%	10.0%	11.1%	68.0%	2.4%	3377
Chía	1.8%	3.2%	6.6%	87.9%	0.6%	1420
Ciénaga	7.4%	7.4%	10.2%	73.2%	1.7%	1357
Cundinamarca	2.9%	3.8%	5.9%	86.9%	0.5%	15077
Córdoba	6.5%	7.2%	9.2%	76.0%	1.1%	12651
Cúcuta	3.4%	4.4%	7.8%	83.9%	0.5%	6810
Dosquebradas	2.7%	4.0%	7.5%	85.2%	0.7%	1647
Duitama	3.0%	2.9%	7.0%	86.2%	0.9%	1168
Envigado	2.6%	4.1%	8.0%	85.0%	0.3%	1230
Facatativá	1.9%	3.3%	6.0%	88.5%	0.3%	1252
Florencia	4.5%	6.1%	7.9%	80.7%	0.8%	1907
Floridablanca	3.7%	3.2%	6.6%	86.0%	0.5%	2332
Fusagasugá	4.3%	2.8%	6.4%	84.9%	1.5%	1062
Girardot	4.5%	4.9%	4.5%	85.5%	0.5%	912

Continúa en la siguiente página



## SABER 5 - LENGUAJE

ETC/País	A	B	C	D	Omisión y multimarca	N° estudiantes
Girón	3.4%	3.4%	6.9%	86.0%	0.4%	1424
Guainía	5.8%	8.1%	10.1%	74.9%	1.1%	467
Guaviare	4.3%	4.4%	7.2%	82.1%	2.1%	847
Huila	2.7%	4.6%	6.0%	85.9%	0.8%	7370
Ibagué	3.7%	4.2%	6.8%	84.5%	0.9%	4899
Ipiales	2.6%	4.2%	6.2%	86.5%	0.4%	1396
Itagüí	5.6%	5.4%	7.2%	81.0%	0.7%	1675
Jamundí	4.3%	5.5%	7.0%	81.9%	1.3%	1105
La Guajira	7.2%	8.0%	8.0%	75.2%	1.6%	3815
Lorica	7.4%	5.8%	9.0%	76.6%	1.3%	1278
Magangué	6.4%	6.8%	10.3%	75.5%	0.9%	1373
Magdalena	7.1%	7.2%	10.4%	73.6%	1.7%	8777
Maicao	7.3%	8.6%	8.1%	73.8%	2.2%	2100
Malambo	4.3%	5.9%	9.5%	79.5%	0.8%	994
Manizales	2.8%	4.4%	8.4%	84.0%	0.4%	2784
Medellín	5.3%	6.0%	8.8%	78.9%	1.0%	17810
Meta	3.8%	4.8%	6.5%	84.0%	0.8%	5529
Montería	5.7%	6.4%	8.4%	78.6%	0.8%	4559
Mosquera	3.1%	3.3%	6.0%	87.0%	0.7%	1224
Nariño	3.6%	4.7%	6.1%	83.2%	2.5%	9312
Neiva	3.0%	3.4%	6.2%	86.9%	0.5%	3513
Norte de Santander	3.9%	4.5%	6.9%	83.6%	1.1%	7427
Palmira	3.3%	3.4%	5.9%	86.0%	1.3%	2729
Pasto	2.7%	3.8%	6.0%	86.2%	1.3%	3746
Pereira	3.1%	3.7%	8.0%	84.0%	1.2%	3627
Piedecuesta	3.3%	3.3%	8.0%	84.2%	1.2%	1256
Pitalito	2.7%	4.3%	5.4%	86.2%	1.4%	1495
Popayán	3.3%	3.0%	6.5%	86.3%	0.8%	2629
Putumayo	4.7%	4.8%	6.3%	82.9%	1.3%	3643
Quibdó	5.5%	8.0%	10.7%	73.4%	2.4%	1119
Quindío	3.2%	4.9%	7.6%	83.1%	1.2%	2115
Riohacha	6.7%	6.6%	8.1%	76.8%	1.7%	2469
Rionegro	3.6%	4.6%	7.4%	83.9%	0.5%	1001
Risaralda	4.9%	5.0%	7.1%	81.6%	1.4%	2395
Sabaneta	2.5%	2.9%	4.6%	85.7%	4.2%	476
Sahagún	4.0%	5.6%	8.2%	81.8%	0.4%	1163
San Andrés	7.9%	7.4%	10.5%	73.1%	1.1%	458
Santa Marta	4.8%	5.5%	8.1%	80.2%	1.4%	5701
Santander	3.3%	3.8%	6.4%	85.8%	0.7%	7558

Continúa en la siguiente página





ETC/País	A	B	C	D	Omisión y multimarca	Nº estudiantes
Sincelejo	4.7%	6.0%	7.8%	80.9%	0.5%	2969
Soacha	3.9%	4.2%	6.7%	84.6%	0.6%	5323
Sogamoso	2.4%	3.7%	6.6%	87.1%	0.2%	1357
Soledad	4.0%	5.0%	6.9%	82.8%	1.3%	4939
Sucre	6.4%	6.7%	9.4%	76.4%	1.1%	7529
Tolima	4.1%	4.8%	6.9%	83.3%	0.9%	9063
Tuluá	3.2%	3.8%	7.5%	85.0%	0.5%	2066
Tumaco	10.1%	9.3%	12.7%	65.4%	2.5%	2344
Tunja	3.0%	2.7%	5.4%	88.7%	0.1%	1615
Turbo	7.0%	8.0%	11.0%	71.9%	2.0%	2105
Uribe	9.1%	10.6%	10.5%	66.9%	2.9%	1293
Valle del Cauca	4.2%	4.6%	7.4%	83.0%	0.7%	7924
Valledupar	3.9%	5.1%	7.0%	82.7%	1.4%	4920
Vaupés	7.5%	8.6%	8.2%	74.3%	1.3%	452
Vichada	6.2%	6.4%	6.6%	79.5%	1.3%	785
Villavicencio	3.7%	4.3%	7.2%	84.1%	0.7%	5036
Yopal	4.1%	4.4%	5.8%	85.1%	0.6%	1890
Yumbo	3.2%	4.1%	8.3%	83.8%	0.6%	1259
Zipaquirá	2.8%	3.6%	6.0%	87.1%	0.5%	1269
Colombia	4.3%	5.1%	7.6%	81.9%	1.1%	451841

\*Es posible que los porcentajes mostrados no sumen exactamente 100 debido a aproximaciones decimales.





Responde las siguientes preguntas atendiendo la situación que cada una propone:

• **Pregunta 13.**

En un colegio se está promoviendo la campaña “¡Epa! ¡Epa! ¡Cada basura en su caneca!”, con el fin de enseñar cómo realizar el reciclaje en los colegios. Para lograr tal propósito, se debería elaborar

- A. una carta de felicitación a quienes boten papeles en las canecas.
- B. una cartelera con los tipos de canecas que se fabrican en la industria.
- C. un folleto instructivo sobre las maneras de clasificar y recolectar la basura.
- D. un reportaje sobre las condiciones de vida de quienes reciclan la basura.

• **Estructura**

<b>Competencia</b>	Comunicativa (Proceso de Escritura)
<b>Componente</b>	Sintáctico
<b>Afirmación</b>	Prevé el plan textual, organización de ideas, tipo textual y estrategias discursivas atendiendo a las necesidades de la producción, en un contexto comunicativo particular.
<b>Nivel de desempeño</b>	Avanzado
<b>Respuesta Correcta</b>	C





### • Resultados a nivel nacional y de Entidad Territorial Certificada (ETC)

ETC/País	A	B	C	D	Omisión y multimarca	Nº estudiantes
Amazonas	33.2%	20.7%	24.9%	18.4%	2.8%	723
Antioquia	28.8%	20.1%	35.4%	14.7%	1.1%	24846
Apartadó	32.5%	19.4%	31.7%	14.7%	1.7%	1454
Arauca	24.1%	21.5%	37.5%	16.3%	0.5%	2692
Armenia	24.7%	21.2%	41.2%	12.4%	0.5%	2170
Atlántico	30.5%	19.0%	34.1%	15.0%	1.4%	5614
Barrancabermeja	23.6%	19.9%	42.7%	12.8%	1.1%	2156
Barranquilla	26.0%	18.7%	40.8%	13.6%	0.9%	10955
Bello	24.7%	23.0%	38.3%	13.5%	0.6%	3984
Bogotá, D.C.	17.7%	18.5%	50.6%	12.5%	0.7%	59888
Bolívar	34.0%	20.1%	28.3%	16.4%	1.3%	10544
Boyacá	20.7%	20.2%	45.7%	12.8%	0.6%	7813
Bucaramanga	19.5%	19.5%	49.7%	11.0%	0.3%	4486
Buenaventura	27.4%	20.5%	35.8%	15.1%	1.2%	4074
Buga	24.6%	17.0%	44.4%	13.1%	0.8%	986
Caldas	25.4%	21.2%	37.6%	15.0%	0.7%	5415
Cali	21.7%	20.0%	45.1%	12.3%	0.9%	18221
Caquetá	28.1%	19.9%	33.9%	16.6%	1.5%	2787
Cartagena	28.9%	19.1%	38.1%	12.7%	1.1%	10022
Cartago	23.5%	21.9%	41.4%	12.7%	0.5%	1204
Casanare	25.5%	20.2%	37.9%	15.9%	0.6%	3166
Cauca	26.5%	17.8%	37.6%	16.9%	1.1%	11642
Cesar	28.2%	19.8%	34.2%	16.7%	1.1%	7401
Chocó	32.9%	19.2%	30.8%	15.1%	2.1%	3377
Chía	14.8%	18.5%	55.4%	10.8%	0.5%	1420
Ciénaga	28.3%	22.0%	32.2%	15.8%	1.7%	1357
Cundinamarca	18.6%	19.5%	48.0%	13.4%	0.5%	15077
Córdoba	31.2%	20.1%	32.2%	15.6%	0.8%	12651
Cúcuta	21.8%	21.2%	43.3%	13.3%	0.4%	6810
Dosquebradas	25.5%	19.1%	40.2%	14.8%	0.4%	1647
Duitama	16.2%	20.4%	52.6%	10.8%	0.1%	1168
Envigado	19.7%	17.0%	50.7%	12.4%	0.2%	1230
Facatativá	17.9%	19.6%	51.1%	11.2%	0.2%	1252
Florencia	28.5%	20.5%	32.5%	17.9%	0.6%	1907
Floridablanca	18.0%	19.2%	51.8%	10.8%	0.3%	2332
Fusagasugá	19.1%	18.0%	47.5%	14.0%	1.4%	1062
Girardot	25.5%	23.1%	38.6%	12.3%	0.4%	912

Continúa en la siguiente página



ETC/País	A	B	C	D	Omisión y multimarca	N° estudiantes
Girón	20.6%	19.6%	46.1%	13.4%	0.2%	1424
Guainía	28.9%	22.5%	28.5%	18.4%	1.7%	467
Guaviare	27.9%	22.0%	31.4%	17.2%	1.5%	847
Huila	21.3%	20.8%	42.2%	15.0%	0.7%	7370
Ibagué	21.0%	20.0%	44.6%	13.7%	0.6%	4899
Ipiales	19.4%	18.3%	46.8%	15.1%	0.4%	1396
Itagüí	25.4%	22.9%	38.8%	12.3%	0.6%	1675
Jamundí	28.9%	21.0%	34.1%	14.9%	1.1%	1105
La Guajira	29.6%	21.1%	32.3%	15.9%	1.1%	3815
Lorica	33.4%	19.6%	30.1%	16.1%	0.8%	1278
Magangué	30.9%	20.7%	29.8%	17.7%	0.9%	1373
Magdalena	32.6%	18.7%	30.5%	16.7%	1.4%	8777
Maicao	32.4%	20.0%	29.2%	16.2%	2.2%	2100
Malambo	26.7%	20.4%	37.0%	14.9%	1.0%	994
Manizales	24.1%	20.5%	42.3%	12.6%	0.4%	2784
Medellín	27.4%	21.1%	37.2%	13.4%	0.9%	17810
Meta	26.7%	21.7%	35.4%	15.6%	0.6%	5529
Montería	28.5%	20.6%	35.6%	14.5%	0.8%	4559
Mosquera	18.7%	16.4%	49.0%	15.2%	0.7%	1224
Nariño	23.4%	16.3%	42.6%	15.4%	2.2%	9312
Neiva	21.0%	21.2%	41.9%	15.1%	0.8%	3513
Norte de Santander	22.6%	21.7%	40.8%	14.0%	0.9%	7427
Palmira	22.1%	19.2%	45.2%	12.5%	1.1%	2729
Pasto	19.4%	18.1%	47.5%	13.9%	1.2%	3746
Pereira	23.4%	19.4%	41.3%	14.8%	1.1%	3627
Piedecuesta	16.7%	19.0%	48.7%	14.5%	1.0%	1256
Pitalito	24.3%	19.7%	39.6%	14.9%	1.5%	1495
Popayán	22.4%	18.2%	45.5%	13.4%	0.5%	2629
Putumayo	26.3%	21.7%	35.1%	15.8%	1.1%	3643
Quibdó	30.6%	16.7%	36.2%	13.9%	2.6%	1119
Quindío	25.8%	21.6%	37.9%	13.7%	1.1%	2115
Riohacha	30.6%	19.0%	34.0%	14.8%	1.6%	2469
Rionegro	20.7%	18.9%	47.4%	12.8%	0.3%	1001
Risaralda	28.0%	21.0%	34.7%	14.9%	1.4%	2395
Sabaneta	17.9%	16.8%	52.3%	8.8%	4.2%	476
Sahagún	28.2%	19.9%	35.9%	15.4%	0.6%	1163
San Andrés	33.0%	18.8%	32.8%	14.6%	0.9%	458
Santa Marta	26.9%	19.2%	37.9%	15.0%	1.1%	5701
Santander	20.3%	19.9%	46.1%	13.2%	0.6%	7558

Continúa en la siguiente página





ETC/País	A	B	C	D	Omisión y multimarca	Nº estudiantes
Sincelejo	26.8%	19.8%	39.3%	13.6%	0.5%	2969
Soacha	21.0%	20.8%	44.5%	13.1%	0.5%	5323
Sogamoso	19.7%	16.9%	52.6%	10.7%	0.1%	1357
Soledad	24.8%	18.8%	42.9%	12.6%	1.0%	4939
Sucre	31.4%	19.6%	31.7%	16.6%	0.7%	7529
Tolima	26.2%	20.7%	36.1%	16.2%	0.9%	9063
Tuluá	24.6%	19.4%	42.8%	12.7%	0.4%	2066
Tumaco	33.7%	19.8%	28.2%	16.3%	2.0%	2344
Tunja	14.6%	18.5%	55.5%	11.4%	0.1%	1615
Turbo	36.5%	19.4%	23.9%	18.7%	1.5%	2105
Uribe	38.3%	22.1%	21.0%	15.9%	2.6%	1293
Valle del Cauca	25.0%	20.6%	39.5%	14.2%	0.6%	7924
Valledupar	24.5%	19.5%	40.7%	14.1%	1.2%	4920
Vaupés	39.6%	20.6%	23.5%	15.5%	0.9%	452
Vichada	32.6%	21.0%	28.7%	15.9%	1.8%	785
Villavicencio	21.3%	19.6%	44.9%	13.4%	0.8%	5036
Yopal	25.3%	18.9%	40.3%	15.0%	0.5%	1890
Yumbo	25.0%	18.8%	40.5%	15.1%	0.6%	1259
Zipaquirá	18.0%	21.0%	47.7%	13.0%	0.2%	1269
Colombia	24.6%	19.7%	40.6%	14.2%	0.9%	451841

\*Es posible que los porcentajes mostrados no sumen exactamente 100 debido a aproximaciones decimales.



- **Pregunta 14.**

En tu ciudad hay un concurso de cuenteros infantiles. Quienes estén interesados en participar deben enviar una carta con una breve descripción personal y una justificación del porqué quieren participar. Tú vas a enviar la carta para inscribirte en ese evento. Esta debe escribirse en

- A. tercera persona, porque se trata de explicarles a otros lo que uno piensa.
- B. segunda persona, porque se trata de un diálogo personal consigo mismo.
- C. forma impersonal, porque nadie debe saber qué cosas se le ocurren a uno.
- D. primera persona, porque se trata de exponer cualidades y razones personales.

- **Estructura**

<b>Competencia</b>	Comunicativa (Proceso de Escritura)
<b>Componente</b>	Pragmático
<b>Afirmación</b>	Prevé el propósito o las intenciones que debe cumplir un texto, atendiendo a las necesidades de la producción textual en un contexto comunicativo particular.
<b>Nivel de desempeño</b>	Avanzado
<b>Respuesta Correcta</b>	D





## • Resultados a nivel nacional y de Entidad Territorial Certificada (ETC)

ETC/País	A	B	C	D	Omisión y multimarca	N° estudiantes
Amazonas	16.5%	22.7%	22.1%	35.3%	3.5%	723
Antioquia	20.3%	19.9%	17.1%	41.3%	1.4%	24846
Apartadó	17.5%	24.2%	19.6%	36.7%	2.0%	1454
Arauca	19.2%	19.5%	18.2%	42.2%	0.9%	2692
Armenia	21.0%	18.8%	14.3%	45.1%	0.8%	2170
Atlántico	17.9%	21.7%	19.0%	39.5%	1.9%	5614
Barrancabermeja	22.1%	18.6%	14.2%	43.6%	1.5%	2156
Barranquilla	20.0%	19.1%	14.3%	45.3%	1.2%	10955
Bello	22.1%	17.8%	13.3%	46.0%	0.8%	3984
Bogotá, D.C.	21.8%	15.6%	11.2%	50.5%	0.8%	59888
Bolívar	17.3%	24.6%	22.0%	34.4%	1.7%	10544
Boyacá	18.7%	17.8%	16.8%	45.9%	0.8%	7813
Bucaramanga	21.4%	15.4%	11.7%	50.9%	0.6%	4486
Buenaventura	18.6%	18.8%	16.0%	44.8%	1.8%	4074
Buga	18.4%	21.2%	14.7%	44.9%	0.8%	986
Caldas	18.1%	17.8%	17.1%	46.1%	0.9%	5415
Cali	20.2%	16.8%	12.8%	49.0%	1.2%	18221
Caquetá	18.4%	19.1%	19.1%	41.3%	2.2%	2787
Cartagena	18.3%	21.1%	15.8%	43.4%	1.5%	10022
Cartago	19.9%	19.3%	16.0%	44.2%	0.7%	1204
Casanare	19.1%	19.7%	18.6%	41.9%	0.7%	3166
Cauca	18.4%	18.0%	16.5%	45.5%	1.6%	11642
Cesar	17.0%	21.1%	19.3%	41.3%	1.4%	7401
Chocó	17.3%	19.3%	20.5%	40.0%	2.9%	3377
Chía	19.4%	12.8%	9.2%	58.0%	0.6%	1420
Ciénaga	17.3%	21.1%	16.9%	42.4%	2.2%	1357
Cundinamarca	19.5%	17.5%	13.9%	48.4%	0.7%	15077
Córdoba	17.1%	23.0%	20.9%	37.8%	1.3%	12651
Cúcuta	20.8%	19.2%	15.4%	44.1%	0.5%	6810
Dosquebradas	22.5%	16.9%	11.4%	48.7%	0.5%	1647
Duitama	19.9%	14.6%	13.4%	51.9%	0.3%	1168
Envigado	20.2%	12.8%	9.4%	57.2%	0.3%	1230
Facatativá	21.0%	16.0%	13.9%	48.6%	0.5%	1252
Florencia	20.2%	20.7%	18.3%	40.3%	0.5%	1907
Floridablanca	19.4%	15.0%	12.4%	52.7%	0.5%	2332
Fusagasugá	19.9%	17.5%	13.7%	47.4%	1.6%	1062
Girardot	21.1%	18.3%	16.8%	43.0%	0.9%	912

Continúa en la siguiente página



ETC/País	A	B	C	D	Omisión y multimarca	N° estudiantes
Girón	20.6%	18.0%	15.1%	45.9%	0.4%	1424
Guainía	17.6%	21.4%	19.7%	39.0%	2.4%	467
Guaviare	19.2%	21.8%	18.9%	38.1%	1.9%	847
Huila	18.6%	17.6%	16.3%	46.7%	0.9%	7370
Ibagué	19.0%	17.8%	14.5%	47.9%	0.8%	4899
Ipiales	18.6%	18.7%	13.7%	48.4%	0.6%	1396
Itagüí	21.6%	22.1%	14.8%	40.7%	0.8%	1675
Jamundí	20.3%	21.7%	14.8%	41.6%	1.6%	1105
La Guajira	17.0%	21.6%	19.2%	40.7%	1.5%	3815
Lorica	17.5%	22.5%	21.6%	37.2%	1.3%	1278
Magangué	19.5%	23.2%	19.2%	36.8%	1.2%	1373
Magdalena	16.9%	23.1%	19.7%	38.0%	2.2%	8777
Maicao	19.2%	23.3%	19.3%	35.6%	2.5%	2100
Malambo	15.4%	22.2%	18.6%	42.8%	1.0%	994
Manizales	20.9%	17.1%	13.0%	48.5%	0.5%	2784
Medellín	21.2%	20.2%	15.4%	42.1%	1.1%	17810
Meta	19.7%	19.8%	19.1%	40.5%	1.0%	5529
Montería	18.8%	21.8%	19.1%	39.5%	0.8%	4559
Mosquera	21.7%	17.5%	10.5%	49.6%	0.7%	1224
Nariño	16.5%	17.0%	15.5%	48.6%	2.4%	9312
Neiva	18.4%	17.8%	14.3%	48.7%	0.8%	3513
Norte de Santander	18.1%	18.4%	17.0%	45.3%	1.2%	7427
Palmira	21.1%	16.6%	11.8%	49.2%	1.3%	2729
Pasto	19.5%	16.2%	12.6%	50.5%	1.2%	3746
Pereira	21.1%	15.4%	12.5%	49.5%	1.4%	3627
Piedecuesta	19.2%	17.4%	13.9%	48.4%	1.1%	1256
Pitalito	17.2%	20.4%	17.0%	43.9%	1.5%	1495
Popayán	20.5%	17.8%	14.2%	46.6%	0.9%	2629
Putumayo	17.4%	19.3%	19.2%	42.5%	1.6%	3643
Quibdó	18.5%	22.8%	16.0%	39.4%	3.3%	1119
Quindío	21.2%	18.9%	14.8%	43.8%	1.3%	2115
Riohacha	20.8%	20.0%	17.5%	39.7%	2.1%	2469
Rionegro	21.5%	16.5%	12.8%	48.8%	0.5%	1001
Risaralda	18.9%	19.5%	16.9%	43.0%	1.7%	2395
Sabaneta	18.7%	14.5%	9.9%	52.3%	4.6%	476
Sahagún	18.7%	21.5%	18.8%	40.6%	0.3%	1163
San Andrés	20.1%	26.4%	17.5%	34.1%	2.0%	458
Santa Marta	20.6%	19.5%	15.2%	43.1%	1.6%	5701
Santander	17.8%	17.5%	16.4%	47.6%	0.7%	7558

Continúa en la siguiente página





ETC/País	A	B	C	D	Omisión y multimarca	Nº estudiantes
Sincelejo	21.3%	22.0%	16.8%	39.3%	0.6%	2969
Soacha	21.9%	18.4%	12.9%	46.0%	0.7%	5323
Sogamoso	19.5%	17.9%	11.8%	50.6%	0.2%	1357
Soledad	18.0%	18.5%	14.9%	47.2%	1.4%	4939
Sucre	17.7%	23.3%	20.3%	37.6%	1.1%	7529
Tolima	18.6%	20.3%	17.8%	42.3%	1.0%	9063
Tuluá	20.9%	17.9%	14.2%	46.4%	0.7%	2066
Tumaco	16.5%	24.7%	20.3%	36.0%	2.5%	2344
Tunja	19.3%	15.5%	9.4%	55.7%	0.1%	1615
Turbo	17.8%	23.4%	20.9%	35.7%	2.2%	2105
Uribe	16.4%	22.8%	24.7%	32.7%	3.4%	1293
Valle del Cauca	19.3%	18.8%	16.8%	44.2%	0.9%	7924
Valledupar	18.5%	18.8%	14.6%	46.4%	1.7%	4920
Vaupés	19.5%	18.4%	24.8%	36.7%	0.7%	452
Vichada	16.9%	21.3%	20.0%	40.5%	1.3%	785
Villavicencio	20.5%	18.3%	13.3%	47.0%	0.9%	5036
Yopal	19.6%	20.8%	15.0%	44.0%	0.6%	1890
Yumbo	21.5%	18.5%	15.0%	44.3%	0.6%	1259
Zipaquirá	19.5%	16.2%	13.6%	50.4%	0.3%	1269
Colombia	19.5%	18.9%	15.6%	44.8%	1.2%	451841

\*Es posible que los porcentajes mostrados no sumen exactamente 100 debido a aproximaciones decimales.



- **Pregunta 15.**

En un colegio se acaba de celebrar el "*Día Cultural*". Allí se realizaron presentaciones de danza, teatro, música y títeres. Ahora, debes escribir un comentario sobre cómo te pareció el evento para la página web del colegio. Este comentario debe contener, básicamente,

- A. una lista de las principales presentaciones y de los actores de las obras.
- B. una opinión personal sobre el evento y algunas razones que la apoyen.
- C. la crítica hecha por uno de los asistentes al evento.
- D. la descripción de los actores y su papel en las obras representadas.

- **Estructura**

<b>Competencia</b>	Comunicativa (Proceso de Escritura)
<b>Componente</b>	Semántico
<b>Afirmación</b>	Prevé temas, contenidos, ideas o enunciados, para producir textos que respondan a diversas necesidades comunicativas.
<b>Nivel de desempeño</b>	Avanzado
<b>Respuesta Correcta</b>	B





## • Resultados a nivel nacional y de Entidad Territorial Certificada (ETC)

ETC/País	A	B	C	D	Omisión y multimarca	Nº estudiantes
Amazonas	28.5%	29.5%	15.8%	23.0%	3.3%	723
Antioquia	27.0%	37.9%	14.7%	18.8%	1.7%	24846
Apartadó	27.8%	35.7%	17.3%	16.8%	2.4%	1454
Arauca	28.9%	35.8%	14.3%	20.1%	0.9%	2692
Armenia	23.6%	46.8%	12.5%	16.3%	0.8%	2170
Atlántico	26.3%	34.4%	16.6%	20.4%	2.3%	5614
Barrancabermeja	23.8%	45.4%	13.7%	15.1%	2.0%	2156
Barranquilla	24.3%	45.8%	13.1%	15.4%	1.4%	10955
Bello	24.5%	45.2%	13.1%	16.0%	1.1%	3984
Bogotá, D.C.	21.2%	53.2%	10.7%	13.9%	1.0%	59888
Bolívar	27.2%	31.4%	19.6%	19.8%	2.0%	10544
Boyacá	26.2%	40.5%	13.8%	18.5%	0.9%	7813
Bucaramanga	22.8%	52.7%	10.3%	13.5%	0.6%	4486
Buenaventura	29.4%	37.6%	14.0%	17.2%	1.8%	4074
Buga	25.4%	44.4%	11.6%	17.2%	1.4%	986
Caldas	28.6%	37.5%	12.6%	20.4%	0.9%	5415
Cali	24.6%	48.4%	11.4%	14.3%	1.3%	18221
Caquetá	31.2%	32.6%	15.8%	18.5%	1.9%	2787
Cartagena	25.8%	41.6%	14.9%	15.9%	1.8%	10022
Cartago	26.0%	41.8%	15.0%	16.1%	1.2%	1204
Casanare	29.9%	35.8%	15.1%	18.4%	0.7%	3166
Cauca	27.6%	37.6%	13.8%	19.4%	1.6%	11642
Cesar	27.8%	36.0%	16.0%	18.7%	1.6%	7401
Chocó	26.1%	33.9%	17.5%	19.5%	2.9%	3377
Chía	18.8%	57.7%	10.6%	12.3%	0.6%	1420
Ciénaga	28.4%	34.6%	14.9%	19.4%	2.7%	1357
Cundinamarca	24.8%	45.3%	12.6%	16.6%	0.8%	15077
Córdoba	27.6%	32.9%	18.2%	19.7%	1.6%	12651
Cúcuta	25.6%	44.2%	12.3%	17.0%	0.7%	6810
Dosquebradas	24.6%	49.9%	10.0%	15.1%	0.4%	1647
Duitama	21.3%	53.6%	11.5%	13.0%	0.6%	1168
Envigado	18.3%	60.6%	8.8%	12.0%	0.3%	1230
Facatativá	23.6%	48.7%	12.5%	14.9%	0.2%	1252
Florencia	30.2%	37.3%	13.8%	17.7%	1.0%	1907
Floridablanca	20.8%	56.1%	9.6%	12.6%	0.9%	2332
Fusagasugá	24.1%	47.6%	12.7%	13.7%	1.9%	1062
Girardot	27.6%	40.9%	11.7%	18.1%	1.6%	912

Continúa en la siguiente página



## SABER 5 - LENGUAJE

ETC/País	A	B	C	D	Omisión y multimarca	N° estudiantes
Girón	22.5%	47.5%	12.1%	17.3%	0.6%	1424
Guainía	37.7%	28.1%	14.1%	18.0%	2.1%	467
Guaviare	29.4%	33.6%	15.6%	19.6%	1.8%	847
Huila	28.4%	37.6%	12.9%	20.0%	1.1%	7370
Ibagué	25.2%	46.1%	12.2%	15.4%	1.1%	4899
Ipiales	27.4%	40.6%	13.4%	17.8%	0.9%	1396
Itagüí	24.1%	45.7%	14.9%	14.3%	1.0%	1675
Jamundí	27.8%	39.3%	13.8%	17.1%	2.0%	1105
La Guajira	27.5%	36.6%	16.2%	17.6%	2.1%	3815
Lorica	26.1%	33.3%	19.0%	19.9%	1.6%	1278
Magangué	30.8%	30.4%	18.4%	18.9%	1.6%	1373
Magdalena	29.1%	31.5%	17.4%	19.5%	2.4%	8777
Maicao	26.3%	32.5%	19.8%	19.1%	2.3%	2100
Malambo	25.6%	40.7%	15.4%	17.4%	0.9%	994
Manizales	24.1%	47.2%	12.0%	15.9%	0.7%	2784
Medellín	23.4%	45.0%	14.5%	15.8%	1.3%	17810
Meta	29.6%	35.5%	14.7%	18.8%	1.3%	5529
Montería	26.5%	37.5%	17.0%	17.8%	1.2%	4559
Mosquera	22.5%	52.3%	10.5%	13.7%	0.9%	1224
Nariño	26.7%	38.6%	12.7%	19.3%	2.5%	9312
Neiva	26.9%	47.2%	10.2%	14.7%	1.0%	3513
Norte de Santander	28.6%	38.5%	13.2%	18.6%	1.2%	7427
Palmira	23.8%	47.4%	11.0%	16.4%	1.4%	2729
Pasto	22.1%	50.0%	10.5%	16.0%	1.4%	3746
Pereira	24.8%	46.8%	10.8%	15.9%	1.7%	3627
Piedecuesta	24.9%	46.7%	12.4%	14.8%	1.2%	1256
Pitalito	29.8%	36.5%	12.6%	19.3%	1.7%	1495
Popayán	25.6%	45.5%	11.0%	16.8%	1.1%	2629
Putumayo	25.8%	39.0%	14.5%	18.9%	1.8%	3643
Quibdó	26.2%	33.3%	18.2%	18.9%	3.3%	1119
Quindío	27.0%	39.6%	14.7%	17.4%	1.3%	2115
Riohacha	26.6%	38.0%	15.8%	17.3%	2.3%	2469
Rionegro	22.8%	48.6%	11.5%	16.5%	0.7%	1001
Risaralda	26.6%	38.0%	14.1%	19.5%	1.8%	2395
Sabaneta	18.5%	54.8%	9.5%	12.8%	4.4%	476
Sahagún	27.9%	37.6%	16.3%	17.4%	0.9%	1163
San Andrés	23.6%	40.8%	17.7%	15.3%	2.6%	458
Santa Marta	26.5%	41.7%	13.3%	16.6%	1.8%	5701
Santander	27.2%	40.7%	12.7%	18.4%	1.0%	7558

Continúa en la siguiente página





ETC/País	A	B	C	D	Omisión y multimarca	Nº estudiantes
Sincelejo	26.3%	39.1%	16.8%	16.8%	1.0%	2969
Soacha	24.4%	47.1%	12.6%	15.1%	0.8%	5323
Sogamoso	22.8%	52.5%	12.4%	12.1%	0.2%	1357
Soledad	27.5%	42.2%	12.4%	16.0%	1.9%	4939
Sucre	28.5%	31.6%	18.2%	20.1%	1.6%	7529
Tolima	28.8%	35.6%	15.0%	19.3%	1.4%	9063
Tuluá	26.7%	43.3%	11.3%	17.5%	1.2%	2066
Tumaco	27.7%	30.2%	20.3%	19.2%	2.6%	2344
Tunja	20.5%	55.4%	10.3%	13.4%	0.4%	1615
Turbo	27.0%	31.5%	18.7%	20.3%	2.5%	2105
Uribe	26.5%	31.6%	18.1%	21.0%	2.9%	1293
Valle del Cauca	27.3%	39.2%	13.7%	18.5%	1.4%	7924
Valledupar	26.4%	41.4%	13.5%	16.7%	2.1%	4920
Vaupés	29.4%	32.5%	16.6%	20.1%	1.3%	452
Vichada	30.6%	30.8%	14.8%	22.2%	1.7%	785
Villavicencio	24.8%	48.0%	12.3%	13.8%	1.1%	5036
Yopal	28.9%	38.7%	14.4%	17.1%	0.8%	1890
Yumbo	28.6%	40.8%	12.2%	17.7%	0.6%	1259
Zipaquirá	22.3%	51.9%	12.5%	12.5%	0.7%	1269
Colombia	25.6%	42.3%	13.7%	17.0%	1.4%	451841

\*Es posible que los porcentajes mostrados no sumen exactamente 100 debido a aproximaciones decimales.



• **Pregunta 16.**

Como representante de tu curso, le escribiste una carta al rector del colegio pidiéndole autorización para una actividad de integración estudiantil:

Señor rector,

Me comunico con usted para exigirle que respete nuestro derecho a reunirnos cada vez que necesitemos.

Representante,  
Curso 5-1

Al revisar la carta, te das cuenta que la información no cumple el propósito porque

- A. estás agrediendo al rector.
- B. no escribiste tu nombre al final.
- C. estás haciendo una exigencia.
- D. no escribiste el nombre del rector.

• **Estructura**

<b>Competencia</b>	Comunicativa (Proceso de Escritura)
<b>Componente</b>	Pragmático
<b>Afirmación</b>	Da cuenta de los mecanismos de uso y control de las estrategias discursivas, para adecuar el texto a la situación de comunicación.
<b>Nivel de desempeño</b>	Satisfactorio
<b>Respuesta Correcta</b>	C



## • Resultados a nivel nacional y de Entidad Territorial Certificada (ETC)

ETC/País	A	B	C	D	Omisión y multimarca	Nº estudiantes
Amazonas	15.4%	22.1%	41.4%	17.7%	3.5%	723
Antioquia	19.0%	21.8%	45.7%	11.8%	1.6%	24846
Apartadó	19.3%	24.3%	39.9%	14.8%	1.7%	1454
Arauca	17.4%	23.1%	46.0%	12.6%	0.9%	2692
Armenia	16.2%	20.2%	52.9%	9.7%	0.9%	2170
Atlántico	17.5%	23.7%	42.0%	14.6%	2.2%	5614
Barrancabermeja	18.3%	20.4%	49.6%	10.2%	1.6%	2156
Barranquilla	16.5%	21.4%	51.0%	9.8%	1.3%	10955
Bello	18.6%	17.9%	53.3%	9.2%	1.0%	3984
Bogotá, D.C.	15.7%	16.6%	59.3%	7.5%	1.0%	59888
Bolívar	18.4%	25.7%	36.7%	17.2%	2.0%	10544
Boyacá	18.6%	21.4%	48.2%	10.9%	0.9%	7813
Bucaramanga	17.1%	14.6%	60.1%	7.5%	0.8%	4486
Buenaventura	18.5%	24.2%	42.3%	13.1%	1.8%	4074
Buga	17.6%	18.7%	52.3%	10.4%	0.9%	986
Caldas	17.6%	22.6%	48.3%	10.6%	0.9%	5415
Cali	16.8%	18.5%	54.4%	9.0%	1.3%	18221
Caquetá	19.5%	23.8%	40.4%	14.1%	2.2%	2787
Cartagena	16.8%	20.6%	48.2%	12.6%	1.8%	10022
Cartago	15.6%	19.3%	53.2%	11.2%	0.7%	1204
Casanare	19.7%	21.9%	45.9%	11.7%	0.8%	3166
Cauca	17.8%	22.2%	44.2%	14.4%	1.5%	11642
Cesar	18.8%	22.5%	43.1%	14.0%	1.5%	7401
Chocó	19.7%	25.4%	33.2%	18.7%	3.0%	3377
Chía	14.3%	14.2%	65.1%	5.8%	0.7%	1420
Ciénaga	16.5%	22.3%	43.4%	15.1%	2.7%	1357
Cundinamarca	16.6%	20.0%	53.0%	9.7%	0.7%	15077
Córdoba	18.7%	24.2%	39.3%	16.2%	1.5%	12651
Cúcuta	18.2%	20.2%	51.6%	9.4%	0.6%	6810
Dosquebradas	14.8%	18.2%	59.0%	7.4%	0.6%	1647
Duitama	15.5%	13.8%	61.6%	8.7%	0.4%	1168
Envigado	18.6%	13.4%	61.3%	6.2%	0.5%	1230
Facatativá	14.4%	17.0%	59.3%	8.9%	0.3%	1252
Florencia	17.1%	23.2%	47.0%	11.4%	1.2%	1907
Floridablanca	15.8%	16.3%	59.6%	7.5%	0.9%	2332
Fusagasugá	15.0%	17.6%	57.3%	8.5%	1.7%	1062
Girardot	17.3%	22.0%	48.4%	11.1%	1.2%	912

Continúa en la siguiente página



## SABER 5 - LENGUAJE

ETC/País	A	B	C	D	Omisión y multimarca	N° estudiantes
Girón	16.2%	18.0%	56.2%	8.9%	0.6%	1424
Guainía	18.4%	23.6%	40.3%	15.8%	1.9%	467
Guaviare	19.2%	25.9%	40.5%	12.6%	1.8%	847
Huila	17.4%	22.3%	48.7%	10.5%	1.1%	7370
Ibagué	16.9%	19.6%	53.0%	9.5%	1.1%	4899
Ipiales	14.9%	18.5%	56.1%	9.6%	0.9%	1396
Itagüí	17.9%	18.6%	51.9%	10.6%	1.0%	1675
Jamundí	17.2%	19.0%	49.2%	12.8%	1.8%	1105
La Guajira	18.2%	25.3%	39.9%	15.0%	1.6%	3815
Lorica	17.9%	24.2%	41.8%	14.4%	1.7%	1278
Magangué	17.4%	25.1%	41.0%	14.9%	1.6%	1373
Magdalena	16.6%	24.5%	39.4%	17.0%	2.5%	8777
Maicao	20.1%	26.0%	35.0%	16.0%	2.8%	2100
Malambo	16.7%	20.0%	49.4%	12.7%	1.2%	994
Manizales	16.8%	18.6%	56.6%	7.4%	0.7%	2784
Medellín	17.6%	19.1%	51.5%	10.6%	1.2%	17810
Meta	19.4%	23.5%	44.1%	12.1%	0.9%	5529
Montería	18.2%	22.6%	44.1%	13.8%	1.2%	4559
Mosquera	15.4%	15.8%	60.6%	7.5%	0.7%	1224
Nariño	16.7%	20.1%	49.8%	11.0%	2.4%	9312
Neiva	14.6%	22.1%	54.2%	8.2%	0.9%	3513
Norte de Santander	19.6%	19.9%	47.8%	11.5%	1.2%	7427
Palmira	16.9%	20.5%	51.9%	9.1%	1.6%	2729
Pasto	14.0%	17.2%	59.7%	7.6%	1.4%	3746
Pereira	17.1%	17.5%	56.4%	7.6%	1.4%	3627
Piedecuesta	15.8%	19.4%	54.6%	9.0%	1.2%	1256
Pitalito	16.7%	23.1%	48.4%	10.0%	1.8%	1495
Popayán	16.2%	18.1%	55.3%	9.0%	1.4%	2629
Putumayo	17.8%	24.3%	43.2%	13.3%	1.4%	3643
Quibdó	20.9%	23.9%	39.3%	12.8%	3.0%	1119
Quindío	16.9%	21.0%	51.3%	9.4%	1.4%	2115
Riohacha	16.3%	26.4%	41.2%	14.1%	2.1%	2469
Rionegro	21.0%	16.9%	54.0%	7.7%	0.4%	1001
Risaralda	17.4%	24.2%	45.2%	11.7%	1.5%	2395
Sabaneta	16.0%	14.1%	58.4%	7.4%	4.2%	476
Sahagún	17.5%	23.3%	43.2%	15.2%	0.8%	1163
San Andrés	17.2%	21.0%	45.0%	14.4%	2.4%	458
Santa Marta	16.6%	22.0%	48.3%	11.3%	1.8%	5701
Santander	18.7%	19.6%	50.7%	10.1%	0.8%	7558

Continúa en la siguiente página





ETC/País	A	B	C	D	Omisión y multimarca	Nº estudiantes
Sincelejo	17.8%	22.6%	46.4%	12.4%	0.8%	2969
Soacha	15.1%	19.5%	54.8%	9.8%	0.8%	5323
Sogamoso	15.4%	20.1%	55.5%	8.8%	0.1%	1357
Soledad	15.2%	20.2%	52.9%	10.1%	1.5%	4939
Sucre	18.4%	25.5%	38.5%	16.3%	1.4%	7529
Tolima	19.0%	22.4%	43.9%	13.3%	1.4%	9063
Tuluá	17.0%	20.7%	52.0%	9.4%	0.8%	2066
Tumaco	21.7%	24.5%	32.9%	17.5%	3.5%	2344
Tunja	17.8%	11.9%	62.2%	7.9%	0.2%	1615
Turbo	19.6%	25.9%	37.7%	14.3%	2.6%	2105
Uribe	19.3%	28.9%	27.1%	21.8%	2.9%	1293
Valle del Cauca	16.4%	23.2%	48.6%	10.9%	1.0%	7924
Valledupar	15.8%	22.9%	47.7%	12.0%	1.7%	4920
Vaupés	16.4%	28.1%	32.3%	21.7%	1.5%	452
Vichada	17.8%	25.6%	38.6%	15.9%	2.0%	785
Villavicencio	17.4%	16.7%	55.2%	9.6%	1.2%	5036
Yopal	19.9%	18.8%	48.6%	12.2%	0.6%	1890
Yumbo	18.3%	21.7%	50.0%	9.5%	0.6%	1259
Zipaquirá	15.9%	16.5%	59.3%	7.7%	0.5%	1269
Colombia	17.3%	20.7%	49.5%	11.2%	1.3%	451841

\*Es posible que los porcentajes mostrados no sumen exactamente 100 debido a aproximaciones decimales.



• **Pregunta 17.**

El profesor te pide que describas las instalaciones del patio de tu colegio y hasta el momento has escrito lo siguiente:

El patio tiene tres canchas grandes,  
hay un parque pequeño con columpios,  
tiene materas cerca de los muros y  
en ocasiones llueve demasiado.

Al revisar el texto, te das cuenta de que hay una idea que no corresponde con lo que te pidió el profesor. ¿Cuál de las siguientes ideas no cumple la exigencia?

- A. El patio tiene tres canchas grandes.
- B. Hay un parque pequeño con columpios.
- C. Tiene materas cerca de los muros.
- D. En ocasiones llueve demasiado.

• **Estructura**

<b>Competencia</b>	Comunicativa (Proceso de Escritura)
<b>Componente</b>	Semántico
<b>Afirmación</b>	Comprende los mecanismos de uso y control que permiten regular el desarrollo de un tema en un texto, dada la situación de comunicación particular.
<b>Nivel de desempeño</b>	Satisfactorio
<b>Respuesta Correcta</b>	D



## • Resultados a nivel nacional y de Entidad Territorial Certificada (ETC)

ETC/País	A	B	C	D	Omisión y multimarca	Nº estudiantes
Amazonas	24.6%	18.3%	19.4%	34.6%	3.2%	723
Antioquia	17.8%	14.4%	16.0%	50.3%	1.5%	24846
Apartadó	19.7%	17.1%	18.3%	42.5%	2.3%	1454
Arauca	17.1%	13.5%	15.3%	53.2%	0.9%	2692
Armenia	14.7%	12.4%	14.3%	57.8%	0.8%	2170
Atlántico	18.6%	15.5%	17.9%	45.8%	2.2%	5614
Barrancabermeja	15.2%	12.0%	14.6%	56.9%	1.3%	2156
Barranquilla	14.8%	12.4%	14.4%	57.3%	1.2%	10955
Bello	13.5%	12.4%	15.5%	57.5%	1.2%	3984
Bogotá, D.C.	10.8%	9.8%	11.9%	66.5%	1.0%	59888
Bolívar	23.1%	19.1%	19.5%	36.3%	2.0%	10544
Boyacá	15.2%	12.6%	14.8%	56.4%	0.9%	7813
Bucaramanga	11.4%	10.2%	12.1%	65.6%	0.6%	4486
Buenaventura	19.0%	15.5%	15.5%	48.3%	1.7%	4074
Buga	13.0%	16.5%	13.1%	56.4%	1.0%	986
Caldas	17.0%	12.3%	14.9%	54.9%	0.8%	5415
Cali	13.2%	11.2%	13.4%	60.8%	1.4%	18221
Caquetá	20.2%	16.0%	17.2%	44.3%	2.3%	2787
Cartagena	17.2%	14.9%	16.9%	49.2%	1.8%	10022
Cartago	16.5%	14.5%	14.5%	53.4%	1.1%	1204
Casanare	16.7%	14.8%	14.7%	53.1%	0.8%	3166
Cauca	19.8%	14.1%	15.6%	48.8%	1.7%	11642
Cesar	19.3%	15.6%	17.4%	46.2%	1.4%	7401
Chocó	22.9%	17.5%	18.9%	37.7%	3.0%	3377
Chía	7.5%	7.9%	8.3%	75.4%	0.8%	1420
Ciénaga	20.4%	15.4%	18.1%	43.4%	2.7%	1357
Cundinamarca	13.0%	12.2%	13.2%	60.7%	0.8%	15077
Córdoba	21.4%	17.6%	18.9%	40.5%	1.6%	12651
Cúcuta	14.5%	12.9%	14.4%	57.4%	0.7%	6810
Dosquebradas	12.7%	9.8%	12.5%	64.4%	0.7%	1647
Duitama	9.6%	11.3%	11.6%	67.0%	0.5%	1168
Envigado	10.7%	9.3%	9.8%	70.0%	0.2%	1230
Facatativá	12.2%	11.7%	12.1%	63.3%	0.6%	1252
Florencia	19.3%	14.2%	15.8%	49.7%	0.9%	1907
Floridablanca	10.8%	9.9%	12.8%	66.0%	0.6%	2332
Fusagasugá	13.1%	10.8%	12.7%	61.9%	1.5%	1062
Girardot	15.1%	12.8%	16.3%	54.7%	1.0%	912

Continúa en la siguiente página



ETC/País	A	B	C	D	Omisión y multimarca	Nº estudiantes
Girón	14.7%	12.2%	13.6%	58.8%	0.7%	1424
Guainía	24.0%	15.8%	18.6%	39.4%	2.1%	467
Guaviare	20.7%	14.9%	16.5%	46.2%	1.8%	847
Huila	17.5%	12.4%	14.3%	54.7%	1.2%	7370
Ibagué	13.2%	11.6%	14.9%	59.2%	1.1%	4899
Ipiales	13.0%	10.9%	17.0%	58.6%	0.5%	1396
Itagüí	14.7%	13.4%	14.9%	56.1%	0.9%	1675
Jamundí	17.7%	14.0%	15.7%	51.0%	1.5%	1105
La Guajira	22.1%	16.8%	17.9%	41.5%	1.7%	3815
Lorica	20.2%	15.9%	18.9%	43.4%	1.6%	1278
Magangué	19.0%	17.6%	18.6%	43.3%	1.5%	1373
Magdalena	22.2%	17.1%	18.1%	40.3%	2.3%	8777
Maicao	24.6%	16.6%	19.2%	36.9%	2.7%	2100
Malambo	19.1%	14.7%	15.2%	49.4%	1.6%	994
Manizales	12.2%	11.9%	13.8%	61.6%	0.6%	2784
Medellín	15.5%	13.8%	15.5%	53.9%	1.3%	17810
Meta	19.0%	14.7%	16.2%	49.0%	1.1%	5529
Montería	19.3%	15.5%	18.4%	45.5%	1.3%	4559
Mosquera	11.6%	12.3%	10.6%	64.3%	1.2%	1224
Nariño	16.4%	13.1%	14.0%	54.0%	2.5%	9312
Neiva	14.5%	10.0%	13.2%	61.1%	1.1%	3513
Norte de Santander	17.3%	13.6%	15.2%	52.8%	1.1%	7427
Palmira	12.3%	11.2%	13.3%	61.9%	1.2%	2729
Pasto	10.5%	11.6%	15.1%	61.5%	1.3%	3746
Pereira	12.2%	9.4%	14.4%	62.5%	1.5%	3627
Piedecuesta	11.7%	9.9%	13.3%	63.9%	1.3%	1256
Pitalito	15.7%	11.5%	17.0%	54.2%	1.6%	1495
Popayán	12.7%	10.9%	12.1%	63.4%	1.0%	2629
Putumayo	17.6%	14.6%	16.9%	49.4%	1.6%	3643
Quibdó	16.9%	16.6%	17.0%	45.8%	3.7%	1119
Quindío	15.7%	12.8%	15.8%	54.3%	1.4%	2115
Riohacha	22.7%	16.2%	17.4%	41.4%	2.3%	2469
Rionegro	13.4%	10.2%	13.6%	62.2%	0.6%	1001
Risaralda	17.5%	13.2%	15.7%	52.0%	1.6%	2395
Sabaneta	8.0%	8.0%	10.3%	68.9%	4.8%	476
Sahagún	20.5%	13.2%	17.6%	47.9%	0.9%	1163
San Andrés	20.7%	15.7%	18.1%	43.4%	2.0%	458
Santa Marta	17.5%	14.1%	15.2%	51.5%	1.7%	5701
Santander	15.8%	12.5%	13.7%	57.0%	1.0%	7558

Continúa en la siguiente página





ETC/País	A	B	C	D	Omisión y multimarca	N° estudiantes
Sincelejo	18.1%	15.7%	16.2%	49.4%	0.6%	2969
Soacha	13.2%	11.6%	14.2%	60.0%	0.9%	5323
Sogamoso	11.1%	10.8%	13.6%	64.3%	0.2%	1357
Soledad	14.5%	12.9%	15.1%	56.0%	1.5%	4939
Sucre	22.8%	17.7%	18.0%	40.3%	1.2%	7529
Tolima	19.8%	14.4%	16.4%	48.1%	1.3%	9063
Tuluá	13.6%	12.1%	14.4%	59.1%	0.8%	2066
Tumaco	21.8%	20.1%	19.5%	35.6%	3.1%	2344
Tunja	8.9%	9.3%	9.9%	71.8%	0.1%	1615
Turbo	22.2%	18.1%	17.9%	40.1%	1.7%	2105
Uribe	30.9%	20.3%	20.0%	25.6%	3.3%	1293
Valle del Cauca	16.2%	13.5%	15.8%	53.4%	1.1%	7924
Valledupar	17.6%	12.3%	14.5%	54.0%	1.6%	4920
Vaupés	31.0%	17.0%	18.8%	32.1%	1.1%	452
Vichada	24.7%	16.6%	14.3%	42.9%	1.5%	785
Villavicencio	13.1%	13.0%	13.2%	59.4%	1.2%	5036
Yopal	17.1%	13.9%	14.3%	54.0%	0.8%	1890
Yumbo	16.9%	12.7%	12.2%	57.3%	0.8%	1259
Zipaquirá	9.6%	9.5%	13.2%	67.1%	0.5%	1269
Colombia	16.1%	13.3%	15.0%	54.3%	1.3%	451841

\*Es posible que los porcentajes mostrados no sumen exactamente 100 debido a aproximaciones decimales.



- **Pregunta 18.**

El profesor de español te pide que escribas tu autobiografía y hasta ahora tienes lo siguiente:

Nací el 24 de mayo de 2002 en la ciudad de Bogotá. Soy el menor de tres hermano.

Al leer el texto te das cuenta que hay algo que se debe corregir y tienes que cambiar

- A. Soy por soy.
- B. Bogotá por bogotá.
- C. hermano por hermanos.
- D. Nací por Naci.

- **Estructura**

<b>Competencia</b>	Comunicativa (Proceso de Escritura)
<b>Componente</b>	Sintáctico
<b>Afirmación</b>	Da cuenta de los mecanismos de uso y control de la lengua y de la gramática textual que permiten regular la coherencia y cohesión del texto, en una situación de comunicación particular.
<b>Nivel de desempeño</b>	Satisfactorio
<b>Respuesta Correcta</b>	C



• **Resultados a nivel nacional y de Entidad Territorial Certificada (ETC)**

ETC/País	A	B	C	D	Omisión y multimarca	Nº estudiantes
Amazonas	15.9%	16.3%	48.8%	15.6%	3.3%	723
Antioquia	13.3%	12.4%	58.7%	14.2%	1.4%	24846
Apartadó	15.4%	15.5%	50.6%	16.6%	1.8%	1454
Arauca	12.2%	12.7%	62.6%	11.6%	0.9%	2692
Armenia	10.7%	8.9%	67.9%	11.6%	0.9%	2170
Atlántico	14.2%	14.5%	53.0%	16.4%	1.8%	5614
Barrancabermeja	11.5%	12.2%	62.8%	11.8%	1.7%	2156
Barranquilla	11.6%	10.8%	63.8%	12.7%	1.2%	10955
Bello	10.4%	10.5%	65.8%	12.3%	1.0%	3984
Bogotá, D.C.	7.3%	7.3%	74.9%	9.5%	1.0%	59888
Bolívar	16.6%	18.0%	45.2%	18.5%	1.7%	10544
Boyacá	9.5%	9.2%	68.9%	11.6%	0.8%	7813
Bucaramanga	7.8%	7.5%	75.1%	9.0%	0.6%	4486
Buenaventura	14.6%	12.8%	55.3%	15.9%	1.4%	4074
Buga	10.9%	10.1%	66.8%	11.2%	1.0%	986
Caldas	11.6%	10.4%	64.7%	12.5%	0.8%	5415
Cali	10.3%	9.3%	68.4%	10.6%	1.3%	18221
Caquetá	13.2%	14.2%	56.5%	14.2%	1.9%	2787
Cartagena	13.4%	13.4%	57.1%	14.6%	1.5%	10022
Cartago	13.1%	11.0%	63.9%	11.0%	1.0%	1204
Casanare	12.0%	10.9%	63.6%	12.7%	0.7%	3166
Cauca	12.2%	12.5%	59.6%	14.0%	1.6%	11642
Cesar	15.1%	13.9%	53.7%	16.1%	1.1%	7401
Chocó	15.8%	17.6%	45.1%	18.3%	3.2%	3377
Chía	5.6%	5.4%	81.2%	7.0%	0.8%	1420
Ciénaga	13.8%	13.9%	54.2%	15.8%	2.4%	1357
Cundinamarca	9.0%	8.4%	70.9%	11.0%	0.7%	15077
Córdoba	15.8%	16.4%	48.5%	18.1%	1.3%	12651
Cúcuta	9.4%	9.7%	68.5%	11.6%	0.8%	6810
Dosquebradas	8.9%	8.1%	72.6%	9.7%	0.7%	1647
Duitama	7.5%	7.7%	73.1%	11.2%	0.4%	1168
Envigado	6.3%	6.2%	78.3%	9.0%	0.2%	1230
Facatativá	7.5%	7.8%	74.1%	10.1%	0.4%	1252
Florencia	12.4%	12.7%	59.2%	14.8%	0.9%	1907
Floridablanca	7.6%	6.9%	76.0%	8.7%	0.8%	2332
Fusagasugá	6.9%	8.6%	71.3%	11.8%	1.5%	1062
Girardot	14.5%	11.7%	61.2%	11.7%	0.9%	912

Continúa en la siguiente página



## SABER 5 - LENGUAJE

ETC/País	A	B	C	D	Omisión y multimarca	N° estudiantes
Girón	9.3%	7.7%	71.8%	10.7%	0.5%	1424
Guainía	16.7%	14.6%	49.9%	17.6%	1.3%	467
Guaviare	15.9%	13.3%	54.3%	14.6%	1.8%	847
Huila	10.8%	10.7%	64.0%	13.5%	0.9%	7370
Ibagué	10.1%	10.0%	67.8%	11.2%	0.8%	4899
Ipiales	11.0%	8.8%	68.1%	11.4%	0.8%	1396
Itagüí	13.0%	9.6%	62.3%	14.3%	0.8%	1675
Jamundí	13.0%	13.2%	58.2%	13.6%	2.0%	1105
La Guajira	15.1%	15.0%	50.0%	18.3%	1.7%	3815
Lorica	15.3%	15.6%	50.5%	17.4%	1.2%	1278
Magangué	18.4%	14.6%	47.1%	18.5%	1.4%	1373
Magdalena	16.8%	16.7%	46.3%	18.0%	2.1%	8777
Maicao	13.9%	17.0%	49.5%	17.2%	2.5%	2100
Malambo	12.5%	14.8%	55.1%	16.2%	1.4%	994
Manizales	8.6%	8.8%	70.8%	11.2%	0.6%	2784
Medellín	12.7%	10.9%	62.1%	13.3%	1.1%	17810
Meta	12.7%	12.1%	60.6%	13.6%	1.0%	5529
Montería	15.2%	14.2%	53.6%	15.9%	1.0%	4559
Mosquera	7.7%	7.7%	73.9%	9.7%	1.1%	1224
Nariño	10.8%	10.0%	64.5%	12.3%	2.4%	9312
Neiva	10.3%	8.6%	68.9%	11.2%	0.9%	3513
Norte de Santander	11.3%	11.4%	63.5%	12.7%	1.1%	7427
Palmira	10.2%	8.5%	69.9%	10.3%	1.1%	2729
Pasto	7.1%	6.9%	73.7%	11.0%	1.3%	3746
Pereira	9.5%	7.3%	71.9%	9.8%	1.5%	3627
Piedecuesta	7.7%	8.3%	73.2%	9.6%	1.1%	1256
Pitalito	9.7%	9.8%	65.8%	13.1%	1.7%	1495
Popayán	9.3%	8.8%	70.1%	10.9%	1.0%	2629
Putumayo	11.8%	12.9%	61.7%	12.1%	1.6%	3643
Quibdó	13.5%	14.1%	50.8%	17.8%	3.8%	1119
Quindío	10.8%	9.9%	65.0%	13.0%	1.3%	2115
Riohacha	15.8%	16.4%	49.5%	16.4%	1.9%	2469
Rionegro	10.4%	8.5%	69.8%	11.0%	0.3%	1001
Risaralda	11.8%	12.2%	62.3%	12.3%	1.5%	2395
Sabaneta	8.0%	7.1%	72.5%	7.1%	5.3%	476
Sahagún	13.8%	13.7%	56.2%	15.6%	0.7%	1163
San Andrés	13.5%	17.9%	48.7%	18.3%	1.5%	458
Santa Marta	13.5%	11.4%	59.3%	14.1%	1.7%	5701
Santander	9.4%	9.0%	69.8%	11.0%	0.8%	7558

Continúa en la siguiente página





ETC/País	A	B	C	D	Omisión y multimarca	N° estudiantes
Sincelejo	14.0%	13.9%	56.2%	14.9%	1.0%	2969
Soacha	9.2%	8.5%	70.0%	11.4%	0.9%	5323
Sogamoso	7.6%	6.4%	75.8%	10.0%	0.2%	1357
Soledad	11.1%	11.4%	63.4%	12.7%	1.5%	4939
Sucre	16.0%	17.0%	47.7%	18.2%	1.1%	7529
Tolima	11.9%	13.1%	59.8%	14.0%	1.3%	9063
Tuluá	9.8%	11.1%	65.4%	13.0%	0.8%	2066
Tumaco	16.0%	18.3%	43.0%	19.6%	3.0%	2344
Tunja	6.3%	5.6%	79.3%	8.5%	0.3%	1615
Turbo	17.4%	17.5%	45.9%	17.1%	2.1%	2105
Uribe	19.9%	18.6%	38.1%	20.3%	3.2%	1293
Valle del Cauca	11.9%	11.4%	62.7%	12.8%	1.2%	7924
Valledupar	12.5%	11.8%	60.6%	13.4%	1.6%	4920
Vaupés	13.7%	19.5%	45.4%	20.6%	0.9%	452
Vichada	15.4%	14.4%	54.3%	14.3%	1.7%	785
Villavicencio	9.4%	9.3%	68.8%	11.2%	1.3%	5036
Yopal	10.1%	10.4%	65.8%	13.1%	0.6%	1890
Yumbo	11.0%	9.4%	66.6%	12.3%	0.6%	1259
Zipaquirá	8.4%	6.7%	75.3%	8.8%	0.8%	1269
Colombia	11.4%	11.1%	63.2%	13.0%	1.3%	451841

\*Es posible que los porcentajes mostrados no sumen exactamente 100 debido a aproximaciones decimales.



Responde las preguntas 19 a 23 de acuerdo con el siguiente texto:

### UN AMOR DEMASIADO GRANDE

Desde pequeño fue un gigante. La talla más grande de zapatos. El más alto de la fila. El peso pesado del equipo de basketball. Cuando Mauricio se caía, la tierra entera sonaba. Se estremecía con el golpe. Era exagerado, desproporcionado, colosal... desocupaba la nevera en cada comida y siempre se quedaba con hambre. Un niño fuera de lo común. Tenía once años y no paraba nunca de crecer.

Un día se enamoró como un loco. Con sus manazas arrancaba las flores del jardín y luego, temblando, las dejaba en la puerta de la casa de Juanita. No se atrevía a poner la cara. No le dirigía la palabra, de tanto amor que le tenía guardado. Solo le hablaba con los ojos. En la clase, ella sentía unos ojos fijos en su espalda. El gigante se pasaba las horas en frente de su ventana. Detrás del árbol de cerezas la cuidaba. Cuando Juanita apagaba la luz, él le cantaba serenatas con su enorme voz de tarro.

Mauricio nunca volvió a hacer tareas ni a entrenar con el equipo. Rara vez alguien se encontraba con él. Era apenas una sombra. Una sombra gigantesca.

Tomado y adaptado de: Reyes, Yolanda (2000). *El terror de sexto "B"*. Bogotá. Editorial Alfaguara.

#### • Pregunta 19.

En el primer párrafo del texto predomina una secuencia

- A. enumerativa.
- B. descriptiva.
- C. instructiva.
- D. argumentativa.

#### • Estructura

<b>Competencia</b>	Comunicativa (Proceso de Lectura)
<b>Componente</b>	Sintáctico
<b>Afirmación</b>	Evalúa estrategias explícitas o implícitas de organización, tejido y componentes de los textos.
<b>Nivel de desempeño</b>	Satisfactorio
<b>Respuesta Correcta</b>	B





## • Resultados a nivel nacional y de Entidad Territorial Certificada (ETC)

ETC/País	A	B	C	D	Omisión y multimarca	N° estudiantes
Amazonas	16.0%	44.4%	20.2%	16.3%	3.0%	723
Antioquia	11.5%	58.8%	12.6%	15.9%	1.2%	24847
Apartadó	13.0%	50.0%	14.0%	21.9%	1.2%	1454
Arauca	10.9%	60.6%	13.3%	14.6%	0.6%	2693
Armenia	7.9%	63.9%	12.0%	15.7%	0.5%	2170
Atlántico	13.1%	53.0%	15.0%	17.5%	1.5%	5613
Barrancabermeja	10.9%	63.6%	13.0%	11.3%	1.1%	2155
Barranquilla	10.5%	61.7%	11.6%	15.2%	1.0%	10960
Bello	9.9%	61.2%	10.1%	18.1%	0.8%	3985
Bogotá, D.C.	7.5%	70.8%	8.4%	12.5%	0.8%	59893
Bolívar	15.1%	44.7%	18.0%	20.8%	1.5%	10545
Boyacá	9.4%	65.1%	11.7%	13.2%	0.6%	7816
Bucaramanga	8.7%	68.9%	9.2%	12.8%	0.5%	4485
Buenaventura	12.4%	54.1%	13.2%	19.1%	1.2%	4073
Buga	10.1%	62.7%	11.2%	14.5%	1.5%	986
Caldas	10.6%	60.3%	12.6%	15.6%	0.8%	5416
Cali	9.3%	66.0%	9.8%	13.8%	1.2%	18221
Caquetá	12.9%	50.3%	15.4%	19.8%	1.7%	2784
Cartagena	11.8%	57.9%	12.7%	16.2%	1.4%	10018
Cartago	10.6%	63.4%	12.5%	12.7%	0.7%	1204
Casanare	10.2%	57.5%	13.8%	17.8%	0.7%	3166
Cauca	14.4%	53.6%	14.0%	16.6%	1.3%	11644
Cesar	12.8%	50.4%	15.4%	20.1%	1.3%	7399
Chocó	16.2%	45.8%	17.6%	18.0%	2.4%	3377
Chía	7.6%	75.1%	6.2%	10.3%	0.8%	1420
Ciénaga	13.1%	49.6%	16.8%	17.9%	2.6%	1357
Cundinamarca	8.6%	67.4%	10.8%	12.6%	0.6%	15077
Córdoba	14.0%	49.1%	16.3%	19.3%	1.3%	12648
Cúcuta	9.6%	63.0%	11.4%	15.4%	0.5%	6810
Dosquebradas	9.3%	66.6%	10.4%	13.2%	0.4%	1647
Duitama	7.1%	70.3%	10.2%	12.2%	0.2%	1168
Envigado	6.1%	74.3%	7.7%	11.8%	0.1%	1227
Facatativá	7.7%	69.6%	7.8%	14.6%	0.2%	1252
Florencia	11.2%	59.4%	12.8%	15.6%	1.0%	1908
Floridablanca	7.6%	70.3%	8.9%	12.5%	0.7%	2332
Fusagasugá	7.3%	67.9%	10.0%	13.2%	1.6%	1062
Girardot	9.3%	59.8%	13.9%	15.9%	1.1%	912

Continúa en la siguiente página



## SABER 5 - LENGUAJE

ETC/País	A	B	C	D	Omisión y multimarca	N° estudiantes
Girón	9.4%	66.5%	10.2%	13.4%	0.5%	1425
Guainía	14.6%	47.1%	15.0%	21.4%	1.9%	467
Guaviare	10.8%	51.0%	15.8%	21.1%	1.3%	849
Huila	10.4%	59.5%	11.7%	17.6%	0.8%	7369
Ibagué	8.1%	67.2%	10.0%	14.1%	0.6%	4896
Ipiales	9.2%	65.3%	11.1%	14.0%	0.5%	1396
Itagüí	9.8%	62.3%	11.8%	15.2%	0.9%	1675
Jamundí	9.9%	61.4%	11.9%	15.7%	1.1%	1105
La Guajira	12.7%	52.6%	15.7%	17.8%	1.3%	3814
Lorica	11.2%	52.9%	13.9%	20.7%	1.3%	1279
Magangué	12.8%	48.0%	19.5%	18.3%	1.4%	1371
Magdalena	15.8%	46.2%	17.3%	18.8%	2.0%	8777
Maicao	14.2%	50.6%	16.2%	17.0%	2.0%	2099
Malambo	12.8%	54.5%	13.0%	18.4%	1.3%	994
Manizales	8.6%	66.8%	10.2%	13.9%	0.5%	2783
Medellín	9.2%	64.7%	11.1%	14.0%	1.0%	17811
Meta	12.0%	56.6%	13.6%	16.9%	0.8%	5535
Montería	11.6%	53.8%	14.5%	18.9%	1.2%	4560
Mosquera	8.7%	68.5%	9.0%	13.0%	0.8%	1225
Nariño	11.3%	59.1%	11.4%	15.8%	2.4%	9310
Neiva	8.9%	66.8%	9.2%	14.5%	0.7%	3513
Norte de Santander	10.8%	60.5%	12.5%	15.2%	1.0%	7430
Palmira	8.1%	66.9%	9.4%	14.4%	1.2%	2731
Pasto	7.4%	69.7%	8.5%	13.2%	1.1%	3747
Pereira	8.6%	64.8%	11.1%	14.0%	1.5%	3628
Piedecuesta	8.4%	68.2%	9.4%	12.8%	1.2%	1253
Pitalito	11.5%	58.9%	10.6%	17.8%	1.3%	1497
Popayán	9.0%	65.9%	9.9%	14.1%	1.1%	2630
Putumayo	12.0%	56.8%	13.7%	16.3%	1.2%	3643
Quibdó	12.2%	51.9%	16.1%	16.6%	3.2%	1116
Quindío	9.7%	62.6%	12.3%	14.4%	1.1%	2111
Riohacha	13.7%	51.5%	15.6%	17.4%	1.8%	2469
Rionegro	8.0%	67.1%	10.2%	14.0%	0.7%	1000
Risaralda	10.7%	58.0%	12.5%	17.5%	1.3%	2392
Sabaneta	6.7%	72.2%	6.9%	9.9%	4.2%	475
Sahagún	10.1%	59.2%	13.1%	17.3%	0.4%	1163
San Andrés	10.3%	54.3%	12.7%	21.7%	1.1%	457
Santa Marta	11.9%	56.9%	14.4%	15.5%	1.3%	5702
Santander	10.8%	63.0%	11.4%	14.0%	0.8%	7558
Sincelejo	10.8%	59.2%	12.6%	16.6%	0.8%	2971

Continúa en la siguiente página





ETC/País	A	B	C	D	Omisión y multimarca	Nº estudiantes
Soacha	7.4%	67.4%	10.0%	14.4%	0.8%	5323
Sogamoso	7.6%	72.6%	8.3%	11.3%	0.2%	1356
Soledad	9.7%	62.2%	12.2%	14.6%	1.4%	4938
Sucre	15.1%	48.8%	16.6%	18.5%	1.0%	7527
Tolima	11.0%	56.2%	14.1%	17.6%	1.1%	9066
Tuluá	9.3%	64.4%	10.6%	15.2%	0.5%	2064
Tumaco	17.7%	42.0%	19.5%	18.2%	2.7%	2344
Tunja	6.9%	74.1%	7.2%	11.6%	0.1%	1616
Turbo	12.9%	44.3%	17.7%	23.6%	1.6%	2106
Uribe	14.2%	40.4%	18.6%	23.9%	2.9%	1293
Valle del Cauca	10.4%	61.2%	12.6%	15.1%	0.8%	7924
Valledupar	11.3%	58.8%	12.4%	16.2%	1.3%	4918
Vaupés	14.8%	40.9%	19.5%	23.2%	1.5%	452
Vichada	16.1%	52.1%	12.2%	18.7%	0.9%	785
Villavicencio	9.7%	67.9%	9.8%	11.8%	0.9%	5033
Yopal	11.6%	59.8%	13.7%	14.4%	0.6%	1890
Yumbo	9.8%	64.5%	10.2%	15.0%	0.6%	1259
Zipaquirá	8.0%	68.9%	9.5%	13.2%	0.4%	1269
Colombia	10.6%	60.8%	12.1%	15.5%	1.1%	451836

\*Es posible que los porcentajes mostrados no sumen exactamente 100 debido a aproximaciones decimales.



• **Pregunta 20.**

De acuerdo con el texto, Mauricio le habla a Juanita

- A. con canciones.
- B. con regalos.
- C. con las palabras.
- D. con los ojos.

• **Estructura**

<b>Competencia</b>	Comunicativa (Proceso de Lectura)
<b>Componente</b>	Semántico
<b>Afirmación</b>	Recupera información explícita en el contenido del texto.
<b>Nivel de desempeño</b>	Satisfactorio
<b>Respuesta Correcta</b>	D





## • Resultados a nivel nacional y de Entidad Territorial Certificada (ETC)

ETC/País	A	B	C	D	Omisión y multimarca	Nº estudiantes
Amazonas	17.0%	8.4%	19.8%	50.5%	4.3%	723
Antioquia	16.3%	8.8%	14.3%	59.0%	1.5%	24847
Apartadó	19.1%	10.6%	15.1%	53.6%	1.7%	1454
Arauca	14.8%	8.4%	12.3%	63.5%	1.0%	2693
Armenia	15.6%	7.2%	10.9%	65.4%	0.9%	2170
Atlántico	18.6%	9.7%	16.1%	53.9%	1.7%	5613
Barrancabermeja	15.9%	8.2%	10.3%	64.4%	1.3%	2155
Barranquilla	15.7%	7.3%	11.5%	64.3%	1.3%	10960
Bello	15.7%	7.2%	11.6%	64.7%	0.8%	3985
Bogotá, D.C.	13.9%	5.9%	8.9%	70.4%	0.9%	59893
Bolívar	18.1%	11.4%	19.2%	49.5%	1.8%	10545
Boyacá	16.4%	7.0%	13.3%	62.6%	0.7%	7816
Bucaramanga	14.2%	5.6%	8.9%	70.7%	0.6%	4485
Buenaventura	17.3%	9.4%	14.6%	57.0%	1.6%	4073
Buga	17.4%	6.0%	13.0%	62.2%	1.4%	986
Caldas	16.2%	7.4%	12.3%	63.3%	0.8%	5416
Cali	14.4%	7.0%	9.8%	67.6%	1.3%	18221
Caquetá	19.3%	8.8%	14.5%	55.7%	1.7%	2784
Cartagena	15.8%	8.7%	14.5%	59.4%	1.6%	10018
Cartago	16.5%	7.5%	13.5%	61.7%	0.7%	1204
Casanare	16.4%	7.2%	13.4%	62.3%	0.8%	3166
Cauca	17.6%	9.4%	14.8%	56.4%	1.7%	11644
Cesar	16.3%	8.6%	15.8%	57.8%	1.4%	7399
Chocó	17.9%	12.3%	20.6%	46.5%	2.6%	3377
Chía	11.9%	4.6%	6.3%	76.1%	1.0%	1420
Ciénaga	16.6%	9.5%	17.7%	54.0%	2.2%	1357
Cundinamarca	15.3%	6.8%	10.7%	66.5%	0.7%	15077
Córdoba	17.8%	11.1%	17.8%	51.8%	1.5%	12648
Cúcuta	14.7%	6.5%	9.7%	68.5%	0.6%	6810
Dosquebradas	13.8%	6.0%	10.5%	69.0%	0.7%	1647
Duitama	13.1%	5.0%	8.5%	73.4%	0.1%	1168
Envigado	13.9%	6.4%	8.6%	71.1%	0.2%	1227
Facatativá	13.2%	4.8%	10.9%	70.8%	0.3%	1252
Florencia	17.3%	8.0%	13.6%	60.1%	1.0%	1908
Floridablanca	13.8%	6.3%	7.4%	71.7%	0.8%	2332
Fusagasugá	16.5%	5.6%	10.3%	65.8%	1.8%	1062
Girardot	14.1%	9.1%	13.0%	63.5%	0.2%	912

Continúa en la siguiente página



ETC/País	A	B	C	D	Omisión y multimarca	N° estudiantes
Girón	14.2%	5.9%	9.8%	70.0%	0.1%	1425
Guainía	15.8%	8.6%	21.8%	50.7%	3.0%	467
Guaviare	19.3%	9.1%	15.4%	54.3%	1.9%	849
Huila	16.2%	6.8%	11.8%	64.1%	1.1%	7369
Ibagué	15.5%	6.6%	10.8%	66.6%	0.6%	4896
Ipiales	14.6%	7.4%	11.6%	65.9%	0.5%	1396
Itagüí	15.3%	8.7%	12.2%	62.5%	1.2%	1675
Jamundí	17.7%	9.5%	13.8%	58.1%	0.9%	1105
La Guajira	17.5%	10.5%	18.0%	52.3%	1.7%	3814
Lorica	17.7%	10.6%	17.7%	52.5%	1.5%	1279
Magangué	16.6%	10.6%	18.1%	53.0%	1.7%	1371
Magdalena	18.0%	10.4%	19.2%	49.8%	2.6%	8777
Maicao	17.4%	10.3%	18.5%	51.1%	2.6%	2099
Malambo	16.9%	10.2%	15.1%	56.9%	0.9%	994
Manizales	14.4%	7.7%	10.1%	67.4%	0.4%	2783
Medellín	15.8%	9.0%	12.3%	61.8%	1.2%	17811
Meta	17.0%	7.7%	13.8%	60.6%	0.9%	5535
Montería	16.9%	9.0%	16.0%	57.0%	1.2%	4560
Mosquera	11.6%	6.9%	8.7%	72.0%	0.8%	1225
Nariño	16.1%	8.1%	12.4%	60.9%	2.5%	9310
Neiva	14.5%	5.5%	9.1%	70.2%	0.7%	3513
Norte de Santander	16.2%	7.0%	12.8%	62.8%	1.1%	7430
Palmira	13.1%	6.8%	9.7%	68.9%	1.5%	2731
Pasto	13.6%	6.2%	9.6%	69.4%	1.2%	3747
Pereira	15.4%	5.3%	9.3%	68.5%	1.5%	3628
Piedecuesta	13.0%	6.2%	9.2%	70.1%	1.5%	1253
Pitalito	16.1%	6.5%	11.5%	64.2%	1.7%	1497
Popayán	16.1%	6.0%	10.1%	66.5%	1.2%	2630
Putumayo	17.4%	7.9%	14.3%	59.4%	1.1%	3643
Quibdó	17.1%	9.4%	18.8%	51.3%	3.3%	1116
Quindío	15.2%	6.0%	13.4%	64.1%	1.3%	2111
Riohacha	17.6%	13.1%	15.4%	51.5%	2.3%	2469
Rionegro	16.3%	5.6%	11.5%	66.1%	0.5%	1000
Risaralda	16.8%	8.9%	14.0%	59.0%	1.3%	2392
Sabaneta	12.6%	5.1%	7.2%	70.7%	4.4%	475
Sahagún	16.0%	8.3%	14.5%	60.9%	0.3%	1163
San Andrés	15.8%	7.4%	15.5%	59.5%	1.8%	457
Santa Marta	16.8%	7.9%	13.5%	60.1%	1.6%	5702
Santander	15.7%	6.3%	11.8%	65.3%	0.9%	7558

Continúa en la siguiente página





ETC/País	A	B	C	D	Omisión y multimarca	Nº estudiantes
Sincelejo	17.4%	8.5%	14.1%	58.7%	1.2%	2971
Soacha	15.6%	6.6%	11.3%	65.4%	1.1%	5323
Sogamoso	13.6%	6.9%	9.1%	70.1%	0.4%	1356
Soledad	15.6%	7.1%	11.5%	64.3%	1.6%	4938
Sucre	17.4%	9.9%	18.8%	52.4%	1.4%	7527
Tolima	17.5%	8.1%	15.2%	57.8%	1.3%	9066
Tuluá	15.3%	6.2%	11.7%	66.4%	0.3%	2064
Tumaco	20.5%	13.0%	19.5%	43.7%	3.2%	2344
Tunja	15.2%	4.8%	7.4%	72.5%	0.2%	1616
Turbo	19.8%	9.2%	20.6%	48.5%	1.9%	2106
Uribe	16.6%	14.2%	28.5%	37.7%	3.0%	1293
Valle del Cauca	16.1%	7.8%	13.0%	62.1%	1.0%	7924
Valledupar	14.7%	7.9%	12.3%	63.5%	1.6%	4918
Vaupés	20.8%	12.2%	21.7%	44.9%	0.4%	452
Vichada	17.5%	9.6%	19.1%	52.4%	1.5%	785
Villavicencio	15.1%	5.9%	9.1%	69.0%	0.8%	5033
Yopal	14.8%	8.3%	13.1%	62.9%	1.0%	1890
Yumbo	15.6%	7.5%	12.7%	63.7%	0.5%	1259
Zipaquirá	15.8%	6.1%	10.6%	67.1%	0.4%	1269
Colombia	15.9%	7.8%	12.8%	62.2%	1.3%	451836

\*Es posible que los porcentajes mostrados no sumen exactamente 100 debido a aproximaciones decimales.



• **Pregunta 21.**

Según el narrador, Mauricio era un niño

- A. tímido y sensible.
- B. seguro y arriesgado.
- C. juguetón y distraído.
- D. valiente y aventurero.

• **Estructura**

<b>Competencia</b>	Comunicativa (Proceso de Lectura)
<b>Componente</b>	Semántico
<b>Afirmación</b>	Recupera información explícita en el contenido del texto.
<b>Nivel de desempeño</b>	Satisfactorio
<b>Respuesta Correcta</b>	A



## • Resultados a nivel nacional y de Entidad Territorial Certificada (ETC)

ETC/País	A	B	C	D	Omisión y multimarca	N° estudiantes
Amazonas	43.3%	17.3%	16.3%	19.2%	3.9%	723
Antioquia	55.4%	16.7%	11.4%	14.9%	1.5%	24847
Apartadó	51.1%	18.1%	12.1%	17.0%	1.7%	1454
Arauca	59.2%	15.1%	11.8%	13.0%	0.9%	2693
Armenia	63.3%	15.2%	10.6%	10.1%	0.8%	2170
Atlántico	48.8%	18.0%	12.4%	18.8%	2.0%	5613
Barrancabermeja	60.1%	16.3%	9.0%	13.1%	1.5%	2155
Barranquilla	60.0%	15.4%	9.7%	13.7%	1.3%	10960
Bello	63.3%	15.5%	10.2%	10.0%	1.0%	3985
Bogotá, D.C.	67.8%	14.8%	8.1%	8.4%	0.9%	59893
Bolívar	43.8%	17.9%	14.6%	21.8%	2.0%	10545
Boyacá	58.1%	16.6%	9.5%	15.1%	0.8%	7816
Bucaramanga	65.4%	15.7%	8.4%	9.9%	0.7%	4485
Buenaventura	55.4%	15.0%	11.0%	17.2%	1.5%	4073
Buga	61.2%	15.6%	10.0%	11.4%	1.8%	986
Caldas	61.2%	15.7%	9.3%	13.0%	0.8%	5416
Cali	64.6%	15.4%	9.5%	9.3%	1.3%	18221
Caquetá	52.4%	16.1%	12.2%	17.5%	1.7%	2784
Cartagena	56.1%	15.9%	11.5%	14.9%	1.6%	10018
Cartago	64.4%	14.3%	10.0%	10.0%	1.2%	1204
Casanare	58.8%	15.6%	11.3%	13.6%	0.6%	3166
Cauca	51.6%	16.4%	12.3%	17.9%	1.8%	11644
Cesar	54.5%	14.9%	12.1%	17.1%	1.4%	7399
Chocó	44.1%	15.6%	13.9%	24.0%	2.4%	3377
Chía	70.9%	13.9%	7.2%	6.7%	1.3%	1420
Ciénaga	50.2%	15.5%	12.1%	19.8%	2.4%	1357
Cundinamarca	63.1%	16.0%	8.8%	11.4%	0.7%	15077
Córdoba	47.7%	18.2%	13.5%	19.1%	1.5%	12648
Cúcuta	61.9%	16.2%	9.7%	11.6%	0.6%	6810
Dosquebradas	65.9%	16.0%	8.7%	8.6%	0.8%	1647
Duitama	68.5%	14.1%	7.2%	9.8%	0.4%	1168
Envigado	67.6%	14.8%	8.2%	9.2%	0.2%	1227
Facatativá	64.7%	17.5%	8.1%	9.6%	0.2%	1252
Florencia	61.1%	14.7%	9.6%	13.6%	1.0%	1908
Floridablanca	67.9%	14.2%	8.5%	8.5%	0.8%	2332
Fusagasugá	63.8%	15.5%	9.9%	8.9%	1.9%	1062
Girardot	61.0%	15.6%	11.4%	11.1%	1.0%	912

Continúa en la siguiente página



ETC/País	A	B	C	D	Omisión y multimarca	N° estudiantes
Girón	64.3%	15.4%	8.6%	11.2%	0.5%	1425
Guainía	50.5%	16.5%	15.6%	15.0%	2.4%	467
Guaviare	53.1%	16.1%	11.7%	17.0%	2.1%	849
Huila	60.0%	16.1%	9.6%	13.4%	0.9%	7369
Ibagué	65.0%	15.0%	9.1%	10.2%	0.7%	4896
Ipiales	63.5%	15.0%	10.4%	10.6%	0.5%	1396
Itagüí	61.0%	16.5%	10.4%	10.7%	1.4%	1675
Jamundí	56.9%	16.5%	10.7%	14.8%	1.1%	1105
La Guajira	47.2%	17.2%	15.0%	19.0%	1.7%	3814
Lorica	47.8%	18.3%	14.5%	17.4%	1.9%	1279
Magangué	47.3%	15.8%	13.0%	22.6%	1.3%	1371
Magdalena	46.6%	17.4%	13.1%	20.5%	2.3%	8777
Maicao	42.9%	18.7%	14.6%	21.0%	2.8%	2099
Malambo	56.4%	14.9%	12.0%	15.1%	1.6%	994
Manizales	63.2%	16.3%	9.5%	10.3%	0.6%	2783
Medellín	59.2%	16.9%	11.2%	11.5%	1.2%	17811
Meta	57.4%	16.4%	11.8%	13.5%	0.9%	5535
Montería	50.7%	17.6%	13.4%	17.2%	1.0%	4560
Mosquera	66.0%	17.3%	7.9%	8.1%	0.7%	1225
Nariño	57.1%	14.2%	10.4%	15.7%	2.5%	9310
Neiva	66.7%	15.1%	8.5%	8.9%	0.8%	3513
Norte de Santander	58.3%	16.0%	11.0%	13.8%	1.0%	7430
Palmira	65.3%	14.5%	9.4%	9.4%	1.4%	2731
Pasto	65.7%	14.8%	8.8%	9.3%	1.3%	3747
Pereira	63.8%	16.5%	9.1%	9.2%	1.4%	3628
Piedecuesta	62.6%	16.6%	9.3%	10.3%	1.2%	1253
Pitalito	60.5%	15.9%	8.8%	12.9%	1.9%	1497
Popayán	63.7%	15.4%	9.5%	10.3%	1.1%	2630
Putumayo	54.0%	16.3%	12.1%	16.2%	1.3%	3643
Quibdó	52.9%	17.3%	10.6%	16.0%	3.2%	1116
Quindío	62.0%	15.9%	8.9%	12.1%	1.2%	2111
Riohacha	50.5%	16.9%	12.0%	18.1%	2.5%	2469
Rionegro	64.5%	17.1%	8.8%	9.0%	0.6%	1000
Risaralda	55.9%	17.8%	10.8%	14.2%	1.4%	2392
Sabaneta	65.5%	14.5%	9.1%	6.7%	4.2%	475
Sahagún	56.1%	17.7%	12.4%	13.5%	0.3%	1163
San Andrés	53.2%	17.1%	11.2%	17.3%	1.3%	457
Santa Marta	57.4%	17.0%	10.6%	13.3%	1.7%	5702
Santander	61.3%	15.1%	9.2%	13.6%	0.8%	7558

Continúa en la siguiente página





ETC/País	A	B	C	D	Omisión y multimarca	Nº estudiantes
Sincelejo	53.0%	18.2%	12.7%	15.1%	1.0%	2971
Soacha	64.6%	16.2%	8.7%	9.6%	0.9%	5323
Sogamoso	68.0%	13.8%	8.5%	9.4%	0.4%	1356
Soledad	59.1%	15.7%	9.7%	13.8%	1.7%	4938
Sucre	45.7%	17.8%	14.3%	21.0%	1.2%	7527
Tolima	56.5%	16.8%	10.7%	14.7%	1.3%	9066
Tuluá	64.5%	16.4%	8.6%	10.1%	0.4%	2064
Tumaco	45.0%	16.9%	12.9%	22.1%	3.2%	2344
Tunja	66.9%	15.3%	9.4%	8.2%	0.2%	1616
Turbo	47.4%	17.2%	14.2%	19.3%	1.9%	2106
Uribe	30.8%	15.7%	24.5%	25.5%	3.5%	1293
Valle del Cauca	59.4%	16.8%	9.7%	13.1%	1.0%	7924
Valledupar	57.8%	15.6%	10.1%	14.7%	1.7%	4918
Vaupés	34.3%	16.6%	19.2%	28.1%	1.8%	452
Vichada	49.3%	14.9%	15.7%	19.0%	1.1%	785
Villavicencio	66.8%	14.6%	8.4%	9.3%	0.9%	5033
Yopal	60.7%	15.7%	10.3%	12.7%	0.6%	1890
Yumbo	61.6%	17.2%	10.5%	9.8%	1.0%	1259
Zipaquirá	63.0%	17.9%	8.8%	9.9%	0.5%	1269
Colombia	58.7%	16.0%	10.5%	13.4%	1.3%	451836

\*Es posible que los porcentajes mostrados no sumen exactamente 100 debido a aproximaciones decimales.



• **Pregunta 22.**

El esquema que mejor representa la organización de las ideas en el texto es

- A. ¿Qué le pasó a Mauricio? ➡ ¿Qué comía Mauricio? ➡ ¿Cómo era Mauricio?
- B. ¿Cómo era Mauricio? ➡ ¿Qué le pasó a Mauricio? ➡ ¿Qué cambios tuvo Mauricio?
- C. ¿Qué hacía Mauricio? ➡ ¿Cómo era Mauricio? ➡ ¿Qué cambios tuvo Mauricio?
- D. ¿Qué le pasó a Juanita? ➡ ¿Cómo era Mauricio? ➡ ¿Qué le pasó a Mauricio?

• **Estructura**

<b>Competencia</b>	Comunicativa (Proceso de Lectura)
<b>Componente</b>	Sintáctico
<b>Afirmación</b>	Identifica información de la estructura explícita del texto.
<b>Nivel de desempeño</b>	Satisfactorio
<b>Respuesta Correcta</b>	B





## • Resultados a nivel nacional y de Entidad Territorial Certificada (ETC)

ETC/País	A	B	C	D	Omisión y multimarca	Nº estudiantes
Amazonas	18.0%	34.9%	25.9%	18.1%	3.2%	723
Antioquia	17.7%	42.6%	24.7%	13.5%	1.5%	24847
Apartadó	18.3%	40.0%	27.0%	13.0%	1.7%	1454
Arauca	16.2%	45.5%	24.7%	12.8%	0.8%	2693
Armenia	15.1%	48.5%	24.0%	11.8%	0.7%	2170
Atlántico	16.4%	44.2%	22.8%	14.5%	2.1%	5613
Barrancabermeja	14.9%	49.4%	22.9%	11.0%	1.8%	2155
Barranquilla	14.6%	52.0%	21.3%	10.8%	1.3%	10960
Bello	17.1%	46.1%	25.5%	10.5%	0.8%	3985
Bogotá, D.C.	12.4%	55.1%	22.4%	9.1%	1.0%	59893
Bolívar	18.4%	37.5%	23.7%	18.5%	1.9%	10545
Boyacá	14.7%	48.7%	23.6%	12.2%	0.8%	7816
Bucaramanga	12.3%	55.4%	23.1%	8.6%	0.7%	4485
Buenaventura	18.3%	42.8%	22.6%	14.7%	1.6%	4073
Buga	16.5%	49.9%	20.9%	11.4%	1.3%	986
Caldas	15.6%	44.2%	25.8%	13.5%	0.9%	5416
Cali	13.9%	53.0%	22.4%	9.3%	1.4%	18221
Caquetá	18.9%	39.5%	24.0%	15.6%	2.0%	2784
Cartagena	16.8%	47.8%	21.3%	12.4%	1.7%	10018
Cartago	13.8%	50.1%	22.8%	12.0%	1.2%	1204
Casanare	15.7%	46.2%	24.4%	13.0%	0.6%	3166
Cauca	17.6%	42.4%	23.4%	14.7%	1.8%	11644
Cesar	18.1%	40.1%	24.2%	16.0%	1.6%	7399
Chocó	19.9%	36.3%	24.0%	17.1%	2.8%	3377
Chía	10.1%	62.5%	20.1%	6.2%	1.1%	1420
Ciénaga	19.1%	39.4%	21.9%	16.9%	2.7%	1357
Cundinamarca	12.6%	52.7%	23.6%	10.4%	0.7%	15077
Córdoba	17.9%	38.4%	25.4%	16.7%	1.5%	12648
Cúcuta	14.5%	50.9%	23.5%	10.6%	0.6%	6810
Dosquebradas	13.5%	50.9%	25.1%	10.1%	0.4%	1647
Duitama	13.3%	56.7%	21.9%	7.8%	0.3%	1168
Envigado	12.9%	61.3%	19.0%	6.8%	0.1%	1227
Facatativá	13.4%	51.0%	24.7%	10.6%	0.2%	1252
Florencia	15.6%	46.4%	24.5%	12.4%	1.2%	1908
Floridablanca	12.5%	59.5%	20.2%	7.0%	0.7%	2332
Fusagasugá	14.1%	50.2%	23.3%	10.6%	1.8%	1062
Girardot	16.8%	45.0%	23.6%	14.3%	0.4%	912

Continúa en la siguiente página



ETC/País	A	B	C	D	Omisión y multimarca	N° estudiantes
Girón	14.3%	52.4%	23.6%	9.2%	0.4%	1425
Guainía	19.3%	36.4%	22.1%	20.3%	1.9%	467
Guaviare	18.1%	37.5%	26.0%	16.5%	1.9%	849
Huila	14.4%	47.4%	24.6%	12.6%	1.0%	7369
Ibagué	12.7%	54.2%	22.2%	10.1%	0.8%	4896
Ipiales	11.6%	55.3%	22.1%	10.5%	0.6%	1396
Itagüí	16.5%	49.0%	22.5%	10.9%	1.1%	1675
Jamundí	16.5%	43.9%	24.9%	13.6%	1.2%	1105
La Guajira	17.6%	42.2%	22.5%	15.6%	2.0%	3814
Lorica	15.9%	39.1%	26.7%	16.3%	2.0%	1279
Magangué	16.3%	39.0%	26.2%	17.0%	1.5%	1371
Magdalena	19.8%	37.4%	22.8%	17.6%	2.4%	8777
Maicao	18.1%	35.1%	25.0%	19.0%	2.9%	2099
Malambo	17.5%	46.2%	21.8%	13.1%	1.4%	994
Manizales	14.6%	54.0%	22.3%	8.8%	0.4%	2783
Medellín	15.2%	47.8%	24.2%	11.5%	1.3%	17811
Meta	16.0%	43.7%	25.8%	13.7%	0.8%	5535
Montería	17.3%	44.3%	22.1%	15.0%	1.3%	4560
Mosquera	14.0%	51.9%	23.7%	9.5%	0.9%	1225
Nariño	15.2%	48.2%	21.4%	12.8%	2.4%	9310
Neiva	12.2%	54.9%	22.0%	10.1%	0.7%	3513
Norte de Santander	15.9%	47.7%	22.9%	12.5%	1.0%	7430
Palmira	13.7%	53.2%	22.8%	8.9%	1.3%	2731
Pasto	11.6%	56.7%	21.5%	8.9%	1.2%	3747
Pereira	15.9%	48.0%	23.9%	10.9%	1.4%	3628
Piedecuesta	11.7%	54.2%	23.7%	9.3%	1.2%	1253
Pitalito	13.6%	48.3%	24.3%	12.0%	1.7%	1497
Popayán	12.8%	50.5%	24.4%	11.1%	1.2%	2630
Putumayo	14.3%	43.3%	25.3%	15.6%	1.5%	3643
Quibdó	16.4%	42.2%	23.7%	14.5%	3.1%	1116
Quindío	14.7%	47.5%	24.0%	12.4%	1.4%	2111
Riohacha	19.0%	39.7%	24.1%	14.7%	2.5%	2469
Rionegro	14.2%	53.7%	24.5%	7.3%	0.3%	1000
Risaralda	17.1%	44.3%	24.0%	13.1%	1.5%	2392
Sabaneta	11.2%	56.6%	20.4%	7.6%	4.2%	475
Sahagún	16.8%	45.2%	24.3%	12.7%	0.9%	1163
San Andrés	16.6%	45.7%	24.7%	11.8%	1.1%	457
Santa Marta	16.3%	46.9%	22.3%	12.7%	1.8%	5702
Santander	15.0%	49.0%	23.7%	11.5%	0.9%	7558

Continúa en la siguiente página





ETC/País	A	B	C	D	Omisión y multimarca	N° estudiantes
Sincelejo	15.1%	46.4%	23.7%	13.8%	0.9%	2971
Soacha	13.5%	51.4%	23.7%	10.6%	0.8%	5323
Sogamoso	12.3%	56.0%	23.4%	8.1%	0.2%	1356
Soledad	15.9%	52.6%	20.6%	9.7%	1.4%	4938
Sucre	19.0%	37.2%	25.0%	17.7%	1.1%	7527
Tolima	16.2%	43.2%	24.6%	14.8%	1.3%	9066
Tuluá	13.5%	51.5%	23.6%	10.8%	0.6%	2064
Tumaco	19.3%	34.3%	26.9%	16.3%	3.2%	2344
Tunja	10.1%	62.6%	19.6%	7.7%	0.1%	1616
Turbo	18.9%	35.5%	25.8%	17.8%	2.0%	2106
Uribe	20.2%	32.9%	20.6%	23.0%	3.3%	1293
Valle del Cauca	14.6%	47.8%	23.7%	12.6%	1.2%	7924
Valledupar	15.8%	47.9%	22.3%	12.4%	1.6%	4918
Vaupés	18.4%	32.3%	24.3%	23.0%	2.0%	452
Vichada	15.2%	38.9%	27.3%	16.4%	2.3%	785
Villavicencio	12.6%	54.2%	22.7%	9.6%	1.0%	5033
Yopal	14.7%	46.7%	25.1%	12.4%	1.1%	1890
Yumbo	16.1%	46.5%	26.8%	9.6%	0.9%	1259
Zipaquirá	12.7%	54.8%	22.2%	9.8%	0.5%	1269
Colombia	15.3%	47.7%	23.4%	12.3%	1.3%	451836

\*Es posible que los porcentajes mostrados no sumen exactamente 100 debido a aproximaciones decimales.



• **Pregunta 23.**

Del título del texto, se puede afirmar que

- A. Mauricio siente un amor más grande que el de Juanita.
- B. el amor que siente Juanita por Mauricio es grandioso.
- C. Mauricio es más pequeño que el amor que guarda.
- D. el amor que siente Mauricio por Juanita es enorme.

• **Estructura**

<b>Competencia</b>	Comunicativa (Proceso de Lectura)
<b>Componente</b>	Semántico
<b>Afirmación</b>	Recupera información implícita en el contenido del texto.
<b>Nivel de desempeño</b>	Satisfactorio
<b>Respuesta Correcta</b>	D





## • Resultados a nivel nacional y de Entidad Territorial Certificada (ETC)

ETC/País	A	B	C	D	Omisión y multimarca	Nº estudiantes
Amazonas	22.0%	12.7%	10.5%	51.9%	2.9%	723
Antioquia	21.1%	9.1%	12.3%	56.2%	1.3%	24847
Apartadó	23.5%	10.4%	12.6%	52.5%	1.0%	1454
Arauca	18.6%	8.4%	11.1%	61.1%	0.8%	2693
Armenia	15.9%	6.5%	9.7%	67.2%	0.7%	2170
Atlántico	20.8%	11.5%	11.7%	54.5%	1.5%	5613
Barrancabermeja	18.7%	7.3%	10.1%	62.5%	1.4%	2155
Barranquilla	18.5%	7.9%	10.9%	61.6%	1.1%	10960
Bello	19.5%	6.8%	10.7%	62.1%	0.9%	3985
Bogotá, D.C.	16.8%	5.3%	9.9%	67.0%	0.9%	59893
Bolívar	21.8%	13.3%	13.7%	49.6%	1.6%	10545
Boyacá	20.1%	7.9%	9.8%	61.5%	0.8%	7816
Bucaramanga	16.3%	5.4%	9.6%	68.3%	0.5%	4485
Buenaventura	22.8%	9.9%	10.3%	55.8%	1.2%	4073
Buga	16.7%	8.1%	11.6%	62.6%	1.0%	986
Caldas	19.6%	7.9%	10.2%	61.5%	0.8%	5416
Cali	17.4%	6.7%	9.4%	65.2%	1.3%	18221
Caquetá	22.7%	9.8%	12.1%	53.8%	1.5%	2784
Cartagena	20.0%	10.4%	11.3%	57.0%	1.3%	10018
Cartago	17.9%	7.1%	12.0%	61.9%	1.2%	1204
Casanare	19.3%	9.0%	10.8%	60.2%	0.7%	3166
Cauca	22.0%	10.6%	11.0%	54.8%	1.6%	11644
Cesar	19.4%	10.1%	11.8%	57.4%	1.4%	7399
Chocó	22.0%	13.6%	13.3%	48.7%	2.4%	3377
Chía	13.1%	4.9%	9.8%	71.3%	0.9%	1420
Ciénaga	18.7%	11.1%	11.6%	56.4%	2.2%	1357
Cundinamarca	17.5%	6.9%	10.1%	64.9%	0.6%	15077
Córdoba	21.6%	11.9%	13.4%	51.8%	1.3%	12648
Cúcuta	18.6%	6.9%	10.6%	63.4%	0.5%	6810
Dosquebradas	18.3%	5.4%	10.0%	65.9%	0.4%	1647
Duitama	14.7%	4.9%	10.3%	70.0%	0.1%	1168
Envigado	12.6%	5.1%	13.4%	68.9%	0.0%	1227
Facatativá	17.0%	6.6%	10.5%	65.3%	0.5%	1252
Florencia	20.1%	7.9%	12.5%	58.2%	1.3%	1908
Floridablanca	15.7%	5.2%	10.6%	67.7%	0.8%	2332
Fusagasugá	15.3%	6.4%	9.9%	66.7%	1.8%	1062
Girardot	20.7%	8.3%	10.7%	59.4%	0.8%	912

Continúa en la siguiente página



ETC/País	A	B	C	D	Omisión y multimarca	N° estudiantes
Girón	18.2%	6.7%	9.1%	65.8%	0.3%	1425
Guainía	24.6%	12.2%	12.6%	49.0%	1.5%	467
Guaviare	22.5%	10.8%	13.0%	52.2%	1.5%	849
Huila	19.1%	7.7%	9.7%	62.5%	0.9%	7369
Ibagué	18.1%	6.7%	9.8%	64.6%	0.8%	4896
Ipiales	18.8%	7.3%	8.9%	64.4%	0.6%	1396
Itagüí	19.6%	7.8%	10.6%	61.4%	0.7%	1675
Jamundí	22.3%	8.2%	10.6%	57.7%	1.2%	1105
La Guajira	22.8%	12.3%	13.1%	50.5%	1.3%	3814
Lorica	22.4%	10.6%	13.9%	51.8%	1.3%	1279
Magangué	22.4%	11.7%	11.1%	53.8%	1.1%	1371
Magdalena	21.6%	12.3%	12.9%	51.2%	1.9%	8777
Maicao	23.6%	11.4%	14.7%	48.0%	2.3%	2099
Malambo	22.1%	11.7%	12.3%	53.1%	0.8%	994
Manizales	17.8%	6.1%	11.1%	64.6%	0.4%	2783
Medellín	18.1%	8.0%	12.1%	60.7%	1.1%	17811
Meta	20.7%	9.5%	11.7%	57.2%	0.8%	5535
Montería	20.1%	10.7%	13.0%	55.3%	0.9%	4560
Mosquera	17.6%	6.3%	10.2%	65.0%	0.9%	1225
Nariño	20.3%	8.2%	9.6%	59.4%	2.5%	9310
Neiva	18.1%	6.3%	9.3%	65.6%	0.7%	3513
Norte de Santander	20.2%	8.2%	10.5%	60.2%	0.9%	7430
Palmira	16.9%	6.6%	9.8%	65.3%	1.4%	2731
Pasto	17.4%	5.8%	8.8%	66.9%	1.1%	3747
Pereira	18.1%	5.5%	10.0%	65.0%	1.3%	3628
Piedecuesta	16.6%	7.1%	10.1%	64.9%	1.3%	1253
Pitalito	20.6%	6.7%	12.0%	59.1%	1.6%	1497
Popayán	16.7%	7.5%	9.6%	65.4%	0.9%	2630
Putumayo	22.7%	8.6%	10.2%	57.3%	1.2%	3643
Quibdó	21.9%	8.8%	10.1%	56.0%	3.2%	1116
Quindío	18.3%	8.4%	10.1%	61.7%	1.5%	2111
Riohacha	23.8%	11.2%	13.0%	50.0%	2.0%	2469
Rionegro	16.2%	4.8%	11.5%	66.9%	0.6%	1000
Risaralda	20.3%	8.5%	10.2%	59.4%	1.6%	2392
Sabaneta	13.3%	4.4%	6.7%	71.2%	4.4%	475
Sahagún	19.7%	7.7%	10.7%	61.3%	0.5%	1163
San Andrés	21.0%	9.4%	12.0%	56.9%	0.7%	457
Santa Marta	20.4%	8.6%	11.6%	57.8%	1.5%	5702
Santander	19.3%	7.1%	10.1%	62.8%	0.7%	7558

Continúa en la siguiente página





ETC/País	A	B	C	D	Omisión y multimarca	N° estudiantes
Sincelejo	22.2%	10.0%	10.5%	56.5%	0.8%	2971
Soacha	18.9%	7.6%	9.5%	63.1%	0.9%	5323
Sogamoso	15.9%	5.6%	9.0%	69.1%	0.4%	1356
Soledad	18.0%	8.6%	11.5%	60.4%	1.4%	4938
Sucre	22.1%	12.6%	13.0%	51.4%	0.9%	7527
Tolima	21.2%	9.7%	10.4%	57.4%	1.2%	9066
Tuluá	18.7%	6.3%	10.9%	63.6%	0.6%	2064
Tumaco	21.8%	12.8%	12.3%	50.4%	2.6%	2344
Tunja	15.0%	4.5%	8.5%	71.8%	0.2%	1616
Turbo	22.5%	12.7%	12.1%	51.0%	1.7%	2106
Uribe	24.7%	17.0%	16.9%	37.7%	3.6%	1293
Valle del Cauca	18.8%	8.4%	10.9%	60.8%	1.0%	7924
Valledupar	19.2%	9.1%	10.4%	59.9%	1.4%	4918
Vaupés	26.3%	16.4%	14.4%	41.6%	1.3%	452
Vichada	24.8%	13.0%	12.4%	48.8%	1.0%	785
Villavicencio	17.6%	6.8%	10.3%	64.4%	1.0%	5033
Yopal	18.0%	8.5%	10.5%	62.2%	0.8%	1890
Yumbo	19.5%	7.1%	10.2%	62.8%	0.4%	1259
Zipaquirá	17.5%	6.5%	7.9%	67.3%	0.8%	1269
Colombia	19.3%	8.3%	11.0%	60.3%	1.2%	451836

\*Es posible que los porcentajes mostrados no sumen exactamente 100 debido a aproximaciones decimales.



Responde las preguntas 24 a 29 de acuerdo con el siguiente texto:

### CADA VEZ MÁS CERCA DE VISITAR OTROS MUNDOS

Una empresa holandesa se propone enviar seres humanos, comunes y corrientes al planeta Marte a partir del año 2023 con un pasaje de ida –es decir que no hay tiquete de regreso–, pues como lo explica con sinceridad el creador de la empresa, Thomas Lamb, “no hay seguridad sobre las condiciones del viaje”. Pese a la desconfianza de algunos expertos, Thomas se muestra decidido e incluso aseguró a un periódico francés que “la conquista de Marte es la etapa más importante de la historia de la humanidad”.

La pregunta de los expertos es ¿habrá gente que se quiera arriesgar? Para el premio Nobel de Física, Serge Haroche, “La empresa será un éxito porque siempre existirán aventureros para quienes el valor de la vida está en la búsqueda de lo desconocido.”

La selección y el entrenamiento de los candidatos astronautas empezará en el 2014, y el envío de las cápsulas y los víveres está previsto para el 2016. En abril del 2023, los primeros cuatro “astroviajeros” llegarán a Marte y en el 2033 se sumarán otros 17 para formar una colonia humana y hacer investigaciones científicas.

Adaptado de: <http://www.portafolio.co/portafolio-plus/tiquete-marte-turismo-seria-posible-desde-2023>

#### • Pregunta 24.

En el texto se afirma que

- A. desde el 2016 todas las personas podremos viajar a Marte.
- B. una empresa holandesa enviará astronautas a Marte.
- C. se hará una selección de premios Nobel para ir a Marte.
- D. en 17 años miles de humanos serán enviados a Marte.

#### • Estructura

<b>Competencia</b>	Comunicativa (Proceso de Lectura)
<b>Componente</b>	Semántico
<b>Afirmación</b>	Recupera información explícita en el contenido del texto. .
<b>Nivel de desempeño</b>	Satisfactorio
<b>Respuesta Correcta</b>	B





## • Resultados a nivel nacional y de Entidad Territorial Certificada (ETC)

ETC/País	A	B	C	D	Omisión y multimarca	Nº estudiantes
Amazonas	23.9%	40.4%	15.5%	17.3%	2.9%	723
Antioquia	23.8%	45.3%	15.2%	14.6%	1.1%	24847
Apartadó	28.4%	40.1%	14.0%	16.4%	1.1%	1454
Arauca	24.4%	45.1%	14.9%	15.1%	0.5%	2693
Armenia	21.3%	49.5%	14.7%	14.1%	0.3%	2170
Atlántico	25.5%	41.4%	14.3%	17.4%	1.4%	5613
Barrancabermeja	21.6%	48.3%	14.0%	14.9%	1.2%	2155
Barranquilla	22.7%	48.9%	13.7%	13.7%	1.0%	10960
Bello	20.9%	51.0%	13.1%	14.4%	0.6%	3985
Bogotá, D.C.	16.3%	57.3%	12.2%	13.3%	0.8%	59893
Bolívar	28.2%	36.2%	14.7%	19.6%	1.3%	10545
Boyacá	19.4%	49.7%	15.3%	15.1%	0.6%	7816
Bucaramanga	17.2%	57.8%	12.8%	11.8%	0.3%	4485
Buenaventura	26.0%	42.4%	13.7%	16.7%	1.2%	4073
Buga	21.4%	48.7%	14.1%	14.6%	1.2%	986
Caldas	22.5%	47.2%	16.0%	13.8%	0.6%	5416
Cali	19.8%	52.2%	13.6%	13.3%	1.1%	18221
Caquetá	23.0%	40.4%	18.7%	16.6%	1.4%	2784
Cartagena	26.2%	44.2%	13.5%	14.9%	1.3%	10018
Cartago	23.1%	48.5%	13.5%	14.1%	0.7%	1204
Casanare	21.8%	47.6%	15.8%	14.4%	0.5%	3166
Cauca	22.6%	45.1%	15.2%	15.9%	1.2%	11644
Cesar	23.2%	43.9%	15.1%	16.7%	1.1%	7399
Chocó	29.7%	35.2%	12.9%	20.2%	2.1%	3377
Chía	14.1%	65.2%	9.3%	10.7%	0.7%	1420
Ciénaga	25.6%	41.0%	15.2%	16.1%	2.0%	1357
Cundinamarca	17.9%	53.7%	14.2%	13.7%	0.4%	15077
Córdoba	25.9%	39.8%	15.8%	17.5%	1.0%	12648
Cúcuta	20.2%	51.7%	14.5%	13.3%	0.4%	6810
Dosquebradas	19.7%	51.9%	14.4%	13.7%	0.4%	1647
Duitama	17.4%	57.0%	12.6%	12.9%	0.1%	1168
Envigado	15.7%	62.9%	9.6%	11.7%	0.0%	1227
Facatativá	17.3%	54.8%	12.8%	14.9%	0.3%	1252
Florencia	23.7%	45.8%	14.2%	15.6%	0.8%	1908
Floridablanca	14.2%	61.1%	11.9%	12.1%	0.7%	2332
Fusagasugá	18.5%	53.7%	13.8%	12.4%	1.6%	1062
Girardot	23.2%	50.0%	13.3%	12.8%	0.7%	912

Continúa en la siguiente página



## SABER 5 - LENGUAJE

ETC/País	A	B	C	D	Omisión y multimarca	N° estudiantes
Girón	19.1%	52.9%	14.4%	13.5%	0.1%	1425
Guainía	29.3%	39.4%	14.1%	15.6%	1.5%	467
Guaviare	22.7%	45.3%	15.7%	14.7%	1.5%	849
Huila	20.0%	49.5%	15.9%	13.7%	0.9%	7369
Ibagué	19.6%	52.2%	13.4%	14.3%	0.6%	4896
Ipiales	20.2%	53.2%	13.4%	12.8%	0.5%	1396
Itagüí	22.4%	51.5%	11.9%	13.4%	0.8%	1675
Jamundí	22.9%	48.6%	14.3%	13.1%	1.1%	1105
La Guajira	24.9%	41.5%	14.5%	17.9%	1.3%	3814
Lorica	25.5%	39.2%	16.6%	17.7%	1.0%	1279
Magangué	24.9%	40.3%	15.5%	18.2%	1.1%	1371
Magdalena	27.5%	37.0%	15.1%	18.7%	1.6%	8777
Maicao	26.4%	37.0%	15.9%	18.9%	1.8%	2099
Malambo	25.2%	45.1%	15.1%	13.9%	0.8%	994
Manizales	16.9%	54.5%	15.3%	13.0%	0.3%	2783
Medellín	22.7%	49.7%	13.5%	13.1%	0.9%	17811
Meta	23.0%	46.9%	15.0%	14.6%	0.6%	5535
Montería	25.3%	42.9%	14.1%	16.6%	1.0%	4560
Mosquera	17.3%	55.9%	13.1%	13.1%	0.7%	1225
Nariño	20.6%	48.0%	14.6%	14.6%	2.2%	9310
Neiva	20.0%	53.1%	13.9%	12.2%	0.8%	3513
Norte de Santander	19.9%	49.4%	15.3%	14.5%	0.8%	7430
Palmira	19.7%	50.9%	14.7%	13.4%	1.3%	2731
Pasto	16.8%	55.1%	13.1%	13.8%	1.1%	3747
Pereira	19.9%	51.8%	14.2%	13.0%	1.2%	3628
Piedecuesta	19.2%	53.9%	14.0%	11.9%	1.1%	1253
Pitalito	19.6%	47.8%	15.6%	15.7%	1.3%	1497
Popayán	16.8%	54.0%	14.7%	13.8%	0.8%	2630
Putumayo	21.4%	45.5%	17.0%	15.1%	1.0%	3643
Quibdó	24.1%	43.1%	14.0%	15.9%	2.9%	1116
Quindío	22.5%	47.7%	15.0%	13.8%	1.0%	2111
Riohacha	26.7%	41.6%	13.6%	16.4%	1.8%	2469
Rionegro	20.3%	53.2%	13.3%	12.8%	0.4%	1000
Risaralda	22.3%	45.4%	15.1%	16.0%	1.3%	2392
Sabaneta	12.8%	62.7%	11.2%	9.1%	4.2%	475
Sahagún	26.2%	42.9%	14.2%	16.5%	0.2%	1163
San Andrés	30.2%	43.1%	11.6%	14.2%	0.9%	457
Santa Marta	23.2%	45.8%	13.6%	16.1%	1.2%	5702
Santander	19.5%	50.7%	14.9%	14.1%	0.7%	7558

Continúa en la siguiente página





ETC/País	A	B	C	D	Omisión y multimarca	N° estudiantes
Sincelejo	23.5%	47.2%	13.6%	15.1%	0.6%	2971
Soacha	19.5%	52.8%	12.8%	14.2%	0.7%	5323
Sogamoso	13.5%	60.8%	12.2%	13.3%	0.1%	1356
Soledad	21.6%	50.2%	12.7%	14.3%	1.1%	4938
Sucre	25.6%	39.1%	15.5%	19.1%	0.8%	7527
Tolima	23.3%	44.3%	16.2%	15.3%	0.9%	9066
Tuluá	20.6%	50.9%	14.9%	13.2%	0.4%	2064
Tumaco	28.3%	33.9%	16.0%	19.4%	2.4%	2344
Tunja	15.0%	59.2%	12.9%	12.9%	0.0%	1616
Turbo	29.8%	35.7%	14.9%	18.0%	1.5%	2106
Uribe	30.7%	33.6%	14.6%	18.3%	2.7%	1293
Valle del Cauca	21.8%	46.8%	16.5%	14.2%	0.7%	7924
Valledupar	21.6%	48.7%	12.8%	15.8%	1.2%	4918
Vaupés	27.9%	36.3%	13.7%	21.5%	0.7%	452
Vichada	22.0%	43.7%	17.5%	15.4%	1.4%	785
Villavicencio	19.2%	54.4%	13.1%	12.5%	0.7%	5033
Yopal	20.7%	50.3%	14.1%	14.3%	0.6%	1890
Yumbo	22.6%	48.8%	13.7%	14.5%	0.6%	1259
Zipaquirá	16.7%	56.7%	13.4%	13.1%	0.2%	1269
Colombia	21.5%	48.6%	14.2%	14.8%	1.0%	451836

\*Es posible que los porcentajes mostrados no sumen exactamente 100 debido a aproximaciones decimales.



- **Pregunta 25.**

En la expresión “*–es decir que no hay tiquete de regreso–*”, los guiones o rayas permiten

- A. señalar una aclaración o explicación.
- B. citar textualmente lo que dice una persona.
- C. destacar la importancia de unas palabras.
- D. señalar la intervención de un diálogo.

- **Estructura**

<b>Competencia</b>	Comunicativa (Proceso de Lectura)
<b>Componente</b>	Sintáctico
<b>Afirmación</b>	Recupera información implícita de la organización, tejido y componentes de los textos.
<b>Nivel de desempeño</b>	Satisfactorio
<b>Respuesta Correcta</b>	A





### • Resultados a nivel nacional y de Entidad Territorial Certificada (ETC)

ETC/País	A	B	C	D	Omisión y multimarca	N° estudiantes
Amazonas	34.0%	21.4%	18.0%	23.7%	2.9%	723
Antioquia	43.9%	19.8%	17.8%	17.0%	1.4%	24847
Apartadó	40.4%	20.4%	19.1%	18.8%	1.2%	1454
Arauca	44.3%	19.2%	18.3%	17.6%	0.7%	2693
Armenia	48.8%	17.4%	17.6%	15.7%	0.4%	2170
Atlántico	39.1%	21.5%	18.8%	18.8%	1.8%	5613
Barrancabermeja	46.3%	19.1%	16.7%	16.7%	1.3%	2155
Barranquilla	47.0%	19.5%	16.4%	16.1%	1.1%	10960
Bello	48.6%	16.8%	18.0%	15.9%	0.7%	3985
Bogotá, D.C.	52.4%	16.7%	15.2%	14.8%	0.9%	59893
Bolívar	34.6%	22.9%	21.2%	19.7%	1.6%	10545
Boyacá	48.2%	17.1%	15.8%	18.0%	0.8%	7816
Bucaramanga	53.9%	15.4%	15.7%	14.5%	0.5%	4485
Buenaventura	45.1%	20.2%	16.7%	16.2%	1.7%	4073
Buga	48.9%	19.6%	16.2%	14.2%	1.1%	986
Caldas	47.2%	18.3%	16.5%	17.2%	0.8%	5416
Cali	50.7%	17.4%	15.8%	14.9%	1.1%	18221
Caquetá	40.2%	20.7%	18.8%	18.5%	1.8%	2784
Cartagena	43.9%	21.0%	17.0%	16.6%	1.5%	10018
Cartago	48.8%	18.6%	16.4%	15.0%	1.2%	1204
Casanare	45.5%	17.7%	18.4%	17.7%	0.7%	3166
Cauca	42.2%	19.9%	17.6%	18.7%	1.6%	11644
Cesar	41.7%	20.6%	17.7%	18.8%	1.3%	7399
Chocó	36.8%	22.1%	19.2%	19.4%	2.4%	3377
Chía	54.9%	15.3%	14.5%	14.4%	0.9%	1420
Ciénaga	41.6%	19.7%	19.1%	17.5%	2.1%	1357
Cundinamarca	48.9%	17.7%	16.1%	16.7%	0.6%	15077
Córdoba	37.3%	21.8%	20.9%	18.7%	1.3%	12648
Cúcuta	50.1%	17.4%	15.8%	16.2%	0.5%	6810
Dosquebradas	48.3%	17.9%	16.3%	16.9%	0.6%	1647
Duitama	54.1%	16.6%	15.2%	14.0%	0.1%	1168
Envigado	52.2%	16.0%	19.0%	12.9%	0.0%	1227
Facatativá	50.3%	16.3%	14.9%	18.3%	0.2%	1252
Florencia	45.3%	18.7%	17.8%	17.2%	0.9%	1908
Floridablanca	53.6%	16.5%	13.1%	16.2%	0.6%	2332
Fusagasugá	46.4%	17.5%	16.8%	17.5%	1.8%	1062
Girardot	45.1%	19.8%	17.4%	16.8%	0.9%	912

Continúa en la siguiente página



ETC/País	A	B	C	D	Omisión y multimarca	Nº estudiantes
Girón	50.8%	16.8%	16.3%	15.9%	0.2%	1425
Guainía	36.4%	20.1%	19.7%	23.3%	0.4%	467
Guaviare	41.3%	20.6%	18.1%	18.5%	1.4%	849
Huila	45.7%	17.9%	17.1%	18.3%	1.0%	7369
Ibagué	48.5%	17.8%	16.5%	16.5%	0.7%	4896
Ipiales	47.1%	17.2%	18.3%	17.0%	0.4%	1396
Itagüí	50.1%	17.6%	17.9%	13.5%	1.0%	1675
Jamundí	44.2%	18.6%	17.1%	18.6%	1.6%	1105
La Guajira	36.2%	22.4%	19.6%	20.3%	1.5%	3814
Lorica	36.4%	20.8%	21.1%	20.3%	1.4%	1279
Magangué	38.1%	19.8%	20.1%	20.7%	1.4%	1371
Magdalena	36.3%	21.9%	19.1%	20.7%	2.0%	8777
Maicao	38.4%	22.3%	19.2%	17.7%	2.2%	2099
Malambo	42.1%	22.7%	16.7%	17.5%	1.0%	994
Manizales	52.7%	17.1%	15.3%	14.5%	0.3%	2783
Medellín	46.0%	19.3%	18.5%	15.0%	1.2%	17811
Meta	43.6%	20.0%	19.0%	16.7%	0.7%	5535
Montería	42.2%	20.4%	18.2%	18.0%	1.2%	4560
Mosquera	51.5%	16.6%	15.3%	15.8%	0.8%	1225
Nariño	47.1%	18.0%	15.5%	17.0%	2.4%	9310
Neiva	49.2%	18.1%	15.7%	16.1%	0.8%	3513
Norte de Santander	49.1%	17.6%	16.8%	15.6%	1.0%	7430
Palmira	50.9%	17.6%	16.4%	13.9%	1.2%	2731
Pasto	52.6%	16.8%	14.1%	15.4%	1.0%	3747
Pereira	50.4%	17.8%	15.5%	14.9%	1.4%	3628
Piedecuesta	45.1%	18.9%	17.5%	17.5%	1.0%	1253
Pitalito	46.2%	17.8%	16.4%	18.0%	1.5%	1497
Popayán	51.1%	17.1%	15.0%	15.5%	1.3%	2630
Putumayo	43.0%	19.6%	18.1%	18.1%	1.2%	3643
Quibdó	44.7%	18.4%	16.7%	16.8%	3.5%	1116
Quindío	46.6%	18.7%	16.9%	16.7%	1.1%	2111
Riohacha	39.8%	21.4%	19.4%	17.7%	1.7%	2469
Rionegro	52.1%	15.7%	15.9%	15.9%	0.4%	1000
Risaralda	44.3%	19.0%	18.3%	17.0%	1.4%	2392
Sabaneta	50.7%	16.8%	15.2%	13.1%	4.2%	475
Sahagún	41.6%	21.4%	19.3%	17.0%	0.6%	1163
San Andrés	40.0%	23.0%	14.7%	21.2%	1.1%	457
Santa Marta	44.2%	19.1%	17.4%	18.0%	1.3%	5702
Santander	49.0%	16.4%	16.9%	16.9%	0.9%	7558

Continúa en la siguiente página





ETC/País	A	B	C	D	Omisión y multimarca	N° estudiantes
Sincelejo	42.3%	20.1%	19.0%	17.7%	0.8%	2971
Soacha	51.4%	16.3%	15.9%	15.5%	0.9%	5323
Sogamoso	55.0%	17.4%	13.9%	13.3%	0.4%	1356
Soledad	47.8%	19.0%	16.1%	15.6%	1.5%	4938
Sucre	36.8%	22.2%	19.3%	20.5%	1.1%	7527
Tolima	43.0%	18.9%	17.5%	19.4%	1.1%	9066
Tuluá	48.0%	19.1%	16.2%	16.2%	0.5%	2064
Tumaco	34.0%	24.4%	19.4%	18.9%	3.3%	2344
Tunja	54.5%	15.8%	13.4%	16.3%	0.0%	1616
Turbo	36.5%	21.1%	20.9%	19.8%	1.7%	2106
Uribe	28.5%	23.4%	24.9%	20.3%	2.9%	1293
Valle del Cauca	46.1%	18.5%	18.0%	16.5%	1.0%	7924
Valledupar	46.0%	19.7%	17.0%	15.9%	1.3%	4918
Vaupés	28.3%	26.8%	22.8%	21.2%	0.9%	452
Vichada	41.4%	19.1%	19.7%	18.3%	1.4%	785
Villavicencio	50.2%	18.3%	15.6%	15.1%	0.8%	5033
Yopal	48.8%	16.8%	15.4%	18.6%	0.4%	1890
Yumbo	51.3%	15.9%	17.0%	15.1%	0.7%	1259
Zipaquirá	52.4%	17.2%	14.4%	15.7%	0.3%	1269
Colombia	46.1%	18.8%	17.1%	16.8%	1.2%	451836

\*Es posible que los porcentajes mostrados no sumen exactamente 100 debido a aproximaciones decimales.



• **Pregunta 26.**

El autor del texto busca

- A. argumentar.
- B. informar.
- C. narrar.
- D. explicar.

• **Estructura**

<b>Competencia</b>	Comunicativa (Proceso de Lectura)
<b>Componente</b>	Sintáctico
<b>Afirmación</b>	Recupera información implícita de la organización, tejido y componentes de los textos.
<b>Nivel de desempeño</b>	Satisfactorio
<b>Respuesta Correcta</b>	B





- **Resultados a nivel nacional y de Entidad Territorial Certificada (ETC)**

ETC/País	A	B	C	D	Omisión y multimarca	N° estudiantes
Amazonas	12.4%	44.3%	20.2%	19.9%	3.2%	723
Antioquia	11.3%	48.3%	19.6%	19.3%	1.6%	24847
Apartadó	13.5%	44.8%	21.1%	19.1%	1.5%	1454
Arauca	11.2%	51.6%	19.3%	17.2%	0.7%	2693
Armenia	9.4%	59.7%	15.6%	14.6%	0.7%	2170
Atlántico	11.6%	45.5%	21.5%	19.8%	1.6%	5613
Barrancabermeja	10.6%	52.0%	19.2%	16.9%	1.4%	2155
Barranquilla	10.4%	54.3%	18.7%	15.3%	1.4%	10960
Bello	10.4%	54.0%	19.4%	15.3%	0.8%	3985
Bogotá, D.C.	8.3%	60.1%	17.0%	13.6%	1.0%	59893
Bolívar	12.9%	40.6%	22.7%	21.8%	2.0%	10545
Boyacá	8.5%	55.7%	18.7%	16.3%	0.8%	7816
Bucaramanga	8.9%	62.7%	14.9%	13.0%	0.5%	4485
Buenaventura	11.5%	45.0%	21.6%	20.3%	1.6%	4073
Buga	10.1%	55.1%	18.9%	14.6%	1.3%	986
Caldas	11.9%	50.8%	17.6%	19.0%	0.8%	5416
Cali	9.9%	57.1%	16.8%	14.9%	1.3%	18221
Caquetá	11.2%	44.9%	21.0%	21.0%	1.8%	2784
Cartagena	11.9%	49.2%	19.2%	17.9%	1.8%	10018
Cartago	12.2%	49.8%	18.4%	18.4%	1.2%	1204
Casanare	10.6%	52.1%	18.7%	17.9%	0.6%	3166
Cauca	11.4%	45.5%	20.1%	21.5%	1.6%	11644
Cesar	11.5%	46.5%	20.1%	20.4%	1.5%	7399
Chocó	11.1%	38.5%	22.8%	25.1%	2.5%	3377
Chía	7.1%	66.8%	13.3%	11.8%	1.0%	1420
Ciénaga	12.8%	43.0%	20.0%	21.4%	2.7%	1357
Cundinamarca	9.0%	58.0%	17.4%	14.8%	0.8%	15077
Córdoba	12.1%	42.7%	23.3%	20.2%	1.7%	12648
Cúcuta	9.6%	58.5%	16.8%	14.6%	0.5%	6810
Dosquebradas	8.3%	57.9%	17.3%	16.0%	0.6%	1647
Duitama	7.8%	63.5%	15.9%	12.4%	0.3%	1168
Envigado	8.3%	66.4%	13.0%	11.7%	0.6%	1227
Facatativá	9.1%	58.4%	17.6%	14.5%	0.4%	1252
Florencia	11.6%	47.5%	22.0%	17.7%	1.2%	1908
Floridablanca	7.5%	64.7%	13.8%	13.3%	0.7%	2332
Fusagasugá	9.1%	59.4%	17.2%	12.4%	1.8%	1062
Girardot	11.7%	53.5%	18.9%	15.5%	0.4%	912

Continúa en la siguiente página



## SABER 5 - LENGUAJE

ETC/País	A	B	C	D	Omisión y multimarca	N° estudiantes
Girón	9.1%	61.1%	16.1%	13.5%	0.3%	1425
Guainía	14.1%	45.8%	18.8%	19.1%	2.1%	467
Guaviare	10.2%	45.5%	22.9%	19.9%	1.5%	849
Huila	10.4%	53.5%	17.4%	17.7%	1.1%	7369
Ibagué	9.8%	57.4%	17.7%	14.1%	0.9%	4896
Ipiales	10.5%	54.1%	18.8%	16.0%	0.6%	1396
Itagüí	10.4%	56.8%	17.8%	13.6%	1.4%	1675
Jamundí	11.5%	51.9%	20.0%	15.1%	1.5%	1105
La Guajira	12.7%	40.9%	22.9%	21.8%	1.7%	3814
Lorica	12.9%	46.1%	22.0%	17.0%	2.0%	1279
Magangué	10.8%	42.2%	23.9%	21.4%	1.8%	1371
Magdalena	13.3%	40.0%	21.9%	22.6%	2.2%	8777
Maicao	13.0%	41.0%	22.0%	20.8%	3.2%	2099
Malambo	12.2%	50.3%	18.6%	17.5%	1.4%	994
Manizales	10.0%	57.1%	17.8%	14.6%	0.5%	2783
Medellín	11.6%	52.0%	19.5%	15.6%	1.3%	17811
Meta	11.7%	49.9%	18.3%	19.0%	1.2%	5535
Montería	12.3%	47.5%	20.5%	18.3%	1.4%	4560
Mosquera	10.4%	57.7%	17.6%	13.2%	1.0%	1225
Nariño	9.8%	50.6%	17.8%	19.2%	2.5%	9310
Neiva	9.1%	59.9%	15.7%	14.4%	0.8%	3513
Norte de Santander	10.4%	51.0%	19.0%	18.4%	1.2%	7430
Palmira	10.8%	57.2%	16.1%	14.6%	1.2%	2731
Pasto	8.6%	59.7%	16.4%	14.1%	1.2%	3747
Pereira	9.7%	57.2%	16.3%	15.4%	1.4%	3628
Piedecuesta	10.0%	57.9%	16.9%	14.0%	1.3%	1253
Pitalito	11.0%	51.7%	19.0%	16.5%	1.8%	1497
Popayán	9.9%	55.9%	17.5%	15.6%	1.1%	2630
Putumayo	11.8%	49.0%	19.7%	18.0%	1.6%	3643
Quibdó	10.3%	38.9%	24.5%	22.5%	3.9%	1116
Quindío	10.2%	54.7%	17.2%	16.7%	1.2%	2111
Riohacha	13.7%	43.6%	22.1%	18.7%	1.9%	2469
Rionegro	10.6%	57.4%	17.1%	14.1%	0.8%	1000
Risaralda	10.9%	50.7%	17.5%	19.4%	1.5%	2392
Sabaneta	7.8%	62.3%	14.5%	10.9%	4.4%	475
Sahagún	10.7%	49.5%	20.8%	18.0%	0.9%	1163
San Andrés	12.0%	50.8%	17.9%	17.5%	1.8%	457
Santa Marta	10.0%	50.5%	19.9%	17.9%	1.7%	5702
Santander	9.1%	55.5%	18.6%	15.9%	0.9%	7558

Continúa en la siguiente página





ETC/País	A	B	C	D	Omisión y multimarca	N° estudiantes
Sincelejo	11.3%	52.0%	19.8%	15.8%	1.0%	2971
Soacha	10.1%	57.0%	17.8%	14.1%	1.0%	5323
Sogamoso	8.5%	64.5%	14.6%	11.9%	0.4%	1356
Soledad	10.8%	53.7%	18.3%	15.6%	1.6%	4938
Sucre	12.2%	43.6%	22.6%	20.2%	1.4%	7527
Tolima	10.9%	49.2%	19.4%	18.9%	1.5%	9066
Tuluá	8.9%	59.4%	16.3%	14.8%	0.6%	2064
Tumaco	13.3%	38.2%	22.5%	22.7%	3.3%	2344
Tunja	6.7%	66.1%	14.8%	12.1%	0.3%	1616
Turbo	12.8%	39.5%	24.7%	20.9%	2.2%	2106
Uribe	10.6%	33.3%	28.2%	24.7%	3.2%	1293
Valle del Cauca	10.6%	51.5%	18.6%	18.2%	1.1%	7924
Valledupar	10.9%	52.8%	18.1%	16.5%	1.7%	4918
Vaupés	12.8%	39.4%	24.6%	22.1%	1.1%	452
Vichada	12.5%	50.1%	16.2%	19.7%	1.5%	785
Villavicencio	10.1%	58.2%	17.1%	13.4%	1.2%	5033
Yopal	10.2%	53.7%	19.7%	15.7%	0.8%	1890
Yumbo	9.5%	55.4%	16.1%	18.0%	1.0%	1259
Zipaquirá	9.0%	60.6%	14.7%	15.2%	0.5%	1269
Colombia	10.4%	52.4%	18.8%	17.0%	1.3%	451836

\*Es posible que los porcentajes mostrados no sumen exactamente 100 debido a aproximaciones decimales.



- **Pregunta 27.**

La idea que más se acerca al pensamiento del Nobel de física es:

- A. Por naturaleza todos los hombres gustan de ver y sentir cosas nuevas.
- B. El que gusta de vivir viajando acaba por parecer extranjero.
- C. Los viajeros siempre serán desconocidos en el futuro.
- D. Para descubrir los límites de lo posible hay que aventurarse hacia lo imposible.

- **Estructura**

<b>Competencia</b>	Comunicativa (Proceso de Lectura)
<b>Componente</b>	Semántico
<b>Afirmación</b>	Relaciona textos y moviliza saberes previos para ampliar referentes y contenidos ideológicos.
<b>Nivel de desempeño</b>	Avanzado
<b>Respuesta Correcta</b>	D





## • Resultados a nivel nacional y de Entidad Territorial Certificada (ETC)

ETC/País	A	B	C	D	Omisión y multimarca	Nº estudiantes
Amazonas	25.9%	13.7%	22.3%	35.0%	3.2%	723
Antioquia	24.3%	14.9%	18.6%	40.5%	1.7%	24847
Apartadó	23.9%	14.9%	21.9%	37.6%	1.7%	1454
Arauca	23.8%	13.6%	20.5%	41.4%	0.7%	2693
Armenia	21.5%	12.4%	15.5%	49.9%	0.8%	2170
Atlántico	23.8%	15.6%	21.1%	37.4%	2.1%	5613
Barrancabermeja	24.4%	12.7%	18.1%	43.2%	1.7%	2155
Barranquilla	24.2%	13.0%	17.6%	43.6%	1.6%	10960
Bello	23.7%	11.7%	15.6%	47.9%	1.0%	3985
Bogotá, D.C.	20.5%	10.0%	14.3%	54.1%	1.1%	59893
Bolívar	25.7%	17.1%	22.8%	32.3%	2.0%	10545
Boyacá	23.5%	13.7%	19.0%	43.0%	0.9%	7816
Bucaramanga	21.0%	10.3%	15.3%	52.7%	0.7%	4485
Buenaventura	25.3%	15.4%	19.3%	38.3%	1.8%	4073
Buga	23.9%	12.8%	15.7%	45.7%	1.8%	986
Caldas	22.0%	13.3%	18.6%	45.0%	1.1%	5416
Cali	23.2%	11.0%	14.7%	49.4%	1.6%	18221
Caquetá	25.8%	16.2%	21.4%	34.8%	1.8%	2784
Cartagena	24.7%	15.6%	17.3%	40.8%	1.7%	10018
Cartago	19.4%	12.1%	17.2%	50.2%	1.1%	1204
Casanare	22.7%	14.8%	19.1%	42.5%	0.9%	3166
Cauca	25.7%	14.2%	20.7%	37.6%	1.8%	11644
Cesar	26.2%	14.6%	20.8%	36.9%	1.5%	7399
Chocó	28.2%	16.7%	20.9%	31.1%	3.1%	3377
Chía	19.0%	7.6%	12.0%	60.3%	1.1%	1420
Ciénaga	26.2%	13.5%	21.1%	36.5%	2.7%	1357
Cundinamarca	21.6%	12.2%	17.5%	47.9%	0.8%	15077
Córdoba	25.3%	16.8%	21.8%	34.4%	1.7%	12648
Cúcuta	21.3%	12.0%	17.2%	48.8%	0.7%	6810
Dosquebradas	21.3%	10.3%	14.9%	52.9%	0.6%	1647
Duitama	22.3%	9.0%	15.5%	52.8%	0.4%	1168
Envigado	18.3%	8.2%	12.1%	60.9%	0.5%	1227
Facatativá	20.0%	11.8%	16.0%	51.7%	0.6%	1252
Florencia	23.6%	13.5%	20.1%	41.5%	1.3%	1908
Floridablanca	21.9%	9.0%	12.8%	55.4%	0.8%	2332
Fusagasugá	20.2%	13.2%	14.4%	50.6%	1.7%	1062
Girardot	25.5%	11.5%	17.9%	43.8%	1.3%	912

Continúa en la siguiente página



## SABER 5 - LENGUAJE

ETC/País	A	B	C	D	Omisión y multimarca	Nº estudiantes
Girón	21.0%	14.0%	14.2%	50.4%	0.5%	1425
Guainía	29.8%	11.6%	23.6%	33.0%	2.1%	467
Guaviare	26.4%	15.0%	19.8%	36.6%	2.2%	849
Huila	22.7%	13.3%	18.3%	44.2%	1.5%	7369
Ibagué	22.0%	12.0%	17.0%	48.0%	0.9%	4896
Ipiales	23.5%	12.0%	17.0%	46.5%	0.9%	1396
Itagüí	22.1%	13.3%	15.5%	47.9%	1.2%	1675
Jamundí	23.0%	14.8%	19.0%	41.1%	2.1%	1105
La Guajira	25.6%	17.2%	21.5%	34.0%	1.8%	3814
Lorica	21.2%	18.4%	20.3%	38.3%	1.8%	1279
Magangué	24.7%	17.3%	23.0%	33.4%	1.7%	1371
Magdalena	25.3%	16.2%	22.4%	33.9%	2.3%	8777
Maicao	23.9%	15.8%	24.3%	33.2%	2.9%	2099
Malambo	27.9%	15.1%	19.6%	36.2%	1.2%	994
Manizales	21.4%	10.3%	16.1%	51.5%	0.6%	2783
Medellín	21.9%	12.4%	16.4%	47.8%	1.5%	17811
Meta	24.1%	14.4%	19.5%	41.0%	1.0%	5535
Montería	23.4%	16.4%	19.3%	39.3%	1.6%	4560
Mosquera	23.0%	10.9%	12.2%	53.0%	0.9%	1225
Nariño	24.6%	12.4%	18.3%	42.1%	2.6%	9310
Neiva	21.7%	11.4%	17.2%	48.6%	1.1%	3513
Norte de Santander	23.0%	14.4%	18.6%	42.8%	1.2%	7430
Palmira	20.1%	12.1%	16.1%	50.0%	1.8%	2731
Pasto	22.7%	10.3%	14.9%	50.7%	1.4%	3747
Pereira	21.3%	10.6%	15.5%	50.7%	1.9%	3628
Piedecuesta	20.6%	13.6%	15.1%	49.5%	1.3%	1253
Pitalito	23.2%	13.4%	19.7%	42.2%	1.6%	1497
Popayán	20.9%	11.8%	17.3%	48.7%	1.3%	2630
Putumayo	25.1%	13.3%	20.2%	40.0%	1.4%	3643
Quibdó	21.9%	17.6%	18.5%	38.9%	3.1%	1116
Quindío	20.8%	13.9%	18.0%	46.1%	1.2%	2111
Riohacha	25.1%	14.8%	21.5%	36.8%	1.7%	2469
Rionegro	19.9%	11.0%	14.2%	54.0%	0.9%	1000
Risaralda	25.7%	13.4%	18.1%	40.9%	1.8%	2392
Sabaneta	20.0%	9.5%	10.1%	55.8%	4.6%	475
Sahagún	25.9%	14.9%	20.7%	37.9%	0.6%	1163
San Andrés	20.8%	17.3%	20.4%	40.9%	0.7%	457
Santa Marta	23.5%	13.5%	17.0%	44.2%	1.7%	5702
Santander	23.6%	13.4%	18.4%	43.7%	0.9%	7558

Continúa en la siguiente página





ETC/País	A	B	C	D	Omisión y multimarca	N° estudiantes
Sincelejo	23.3%	13.4%	20.0%	42.0%	1.2%	2971
Soacha	21.8%	11.7%	16.3%	48.8%	1.4%	5323
Sogamoso	20.4%	11.1%	16.2%	52.1%	0.1%	1356
Soledad	23.6%	13.0%	17.5%	44.2%	1.7%	4938
Sucre	24.4%	16.5%	23.4%	34.2%	1.6%	7527
Tolima	23.9%	15.1%	19.6%	40.0%	1.5%	9066
Tuluá	22.3%	11.7%	16.9%	48.1%	1.0%	2064
Tumaco	23.5%	17.7%	22.1%	33.0%	3.7%	2344
Tunja	20.4%	8.5%	15.7%	55.1%	0.2%	1616
Turbo	25.4%	18.7%	20.7%	33.1%	2.1%	2106
Uribe	27.7%	18.0%	27.4%	23.4%	3.6%	1293
Valle del Cauca	23.1%	12.7%	18.4%	44.7%	1.1%	7924
Valledupar	25.4%	13.5%	17.1%	42.3%	1.7%	4918
Vaupés	30.1%	12.2%	28.5%	28.5%	0.7%	452
Vichada	24.2%	13.4%	23.3%	37.6%	1.5%	785
Villavicencio	21.3%	11.4%	16.1%	50.0%	1.2%	5033
Yopal	22.5%	12.3%	17.9%	46.5%	0.8%	1890
Yumbo	23.9%	13.4%	15.9%	46.0%	0.8%	1259
Zipaquirá	21.0%	11.1%	16.0%	51.1%	0.7%	1269
Colombia	23.1%	13.2%	17.9%	44.4%	1.4%	451836

\*Es posible que los porcentajes mostrados no sumen exactamente 100 debido a aproximaciones decimales.



- **Pregunta 28.**

Según el texto, lo que provoca que solo se tengan tiquetes de ida es que

- A. la vida de una persona es insuficiente para ir y volver de Marte.
- B. hay escasas razones para regresar a la Tierra después de ir a Marte.
- C. hay poca seguridad de que los pasajeros puedan regresar.
- D. el dinero para cubrir los gastos de ida y vuelta sería limitado.

- **Estructura**

<b>Competencia</b>	Comunicativa (Proceso de Lectura)
<b>Componente</b>	Semántico
<b>Afirmación</b>	Recupera información explícita en el contenido del texto.
<b>Nivel de desempeño</b>	Avanzado
<b>Respuesta Correcta</b>	C



• Resultados a nivel nacional y de Entidad Territorial Certificada (ETC)

ETC/País	A	B	C	D	Omisión y multimarca	Nº estudiantes
Amazonas	22.3%	24.6%	35.1%	14.2%	3.7%	723
Antioquia	19.9%	22.8%	43.4%	12.3%	1.5%	24847
Apartadó	20.8%	24.5%	39.9%	13.4%	1.4%	1454
Arauca	20.1%	24.2%	42.2%	12.6%	0.9%	2693
Armenia	19.5%	22.4%	46.2%	11.3%	0.6%	2170
Atlántico	20.5%	23.9%	40.4%	13.3%	1.9%	5613
Barrancabermeja	19.4%	21.5%	45.6%	12.1%	1.4%	2155
Barranquilla	21.1%	20.8%	45.8%	10.9%	1.4%	10960
Bello	21.0%	21.9%	45.8%	10.4%	0.9%	3985
Bogotá, D.C.	18.2%	21.1%	50.0%	9.6%	1.1%	59893
Bolívar	22.4%	23.9%	36.4%	15.3%	2.0%	10545
Boyacá	18.6%	24.2%	44.3%	12.0%	0.9%	7816
Bucaramanga	17.8%	20.7%	51.4%	9.5%	0.6%	4485
Buenaventura	20.6%	21.5%	42.8%	13.3%	1.9%	4073
Buga	19.1%	19.7%	48.1%	11.6%	1.6%	986
Caldas	18.5%	23.0%	46.6%	11.0%	0.9%	5416
Cali	18.8%	20.5%	49.6%	9.6%	1.4%	18221
Caquetá	20.4%	24.2%	40.3%	13.4%	1.7%	2784
Cartagena	20.6%	22.1%	43.8%	11.7%	1.8%	10018
Cartago	21.8%	22.1%	43.9%	10.6%	1.6%	1204
Casanare	21.0%	23.8%	42.9%	11.6%	0.7%	3166
Cauca	19.0%	22.9%	43.7%	12.7%	1.8%	11644
Cesar	19.6%	21.8%	43.2%	13.9%	1.5%	7399
Chocó	20.9%	20.7%	38.6%	16.8%	2.9%	3377
Chía	15.9%	18.8%	55.8%	8.2%	1.3%	1420
Ciénaga	19.4%	25.4%	38.4%	14.1%	2.7%	1357
Cundinamarca	17.5%	22.7%	48.3%	10.7%	0.8%	15077
Córdoba	21.3%	24.3%	38.8%	14.0%	1.6%	12648
Cúcuta	19.8%	22.6%	47.3%	9.7%	0.6%	6810
Dosquebradas	18.6%	20.8%	49.5%	10.4%	0.7%	1647
Duitama	17.7%	22.9%	49.1%	9.7%	0.6%	1168
Envigado	14.0%	20.0%	56.7%	8.8%	0.5%	1227
Facatativá	19.6%	23.8%	47.0%	9.4%	0.2%	1252
Florencia	20.5%	24.9%	42.1%	11.2%	1.3%	1908
Floridablanca	17.8%	20.5%	53.1%	7.9%	0.6%	2332
Fusagasugá	17.4%	21.8%	46.5%	12.4%	1.8%	1062
Girardot	21.6%	23.1%	42.5%	11.3%	1.4%	912

Continúa en la siguiente página



## SABER 5 - LENGUAJE

ETC/País	A	B	C	D	Omisión y multimarca	N° estudiantes
Girón	19.1%	20.6%	50.2%	9.7%	0.5%	1425
Guainía	23.8%	23.8%	36.2%	14.3%	1.9%	467
Guaviare	19.8%	24.5%	42.0%	11.4%	2.2%	849
Huila	18.8%	22.1%	47.0%	10.8%	1.2%	7369
Ibagué	19.6%	23.1%	46.5%	9.8%	0.9%	4896
Ipiales	20.4%	23.5%	45.6%	9.5%	1.0%	1396
Itagüí	22.0%	22.1%	42.7%	11.6%	1.5%	1675
Jamundí	20.1%	21.5%	46.8%	10.0%	1.5%	1105
La Guajira	21.3%	23.4%	38.9%	14.4%	2.0%	3814
Lorica	21.0%	23.6%	38.2%	15.3%	1.8%	1279
Magangué	24.7%	23.6%	34.9%	15.5%	1.2%	1371
Magdalena	21.2%	23.7%	38.6%	14.4%	2.2%	8777
Maicao	22.9%	24.2%	34.8%	15.5%	2.7%	2099
Malambo	17.7%	21.6%	47.3%	12.2%	1.2%	994
Manizales	19.7%	22.4%	47.2%	10.1%	0.5%	2783
Medellín	20.3%	22.5%	44.7%	11.2%	1.3%	17811
Meta	20.1%	24.3%	42.5%	12.1%	1.0%	5535
Montería	22.1%	23.1%	40.9%	12.5%	1.5%	4560
Mosquera	17.9%	22.4%	49.3%	9.6%	0.8%	1225
Nariño	17.5%	23.1%	45.6%	11.2%	2.6%	9310
Neiva	19.6%	23.2%	47.0%	9.3%	0.9%	3513
Norte de Santander	19.4%	23.2%	45.5%	10.7%	1.2%	7430
Palmira	18.5%	21.9%	47.2%	11.1%	1.3%	2731
Pasto	18.7%	23.4%	48.4%	8.1%	1.5%	3747
Pereira	18.8%	21.2%	49.8%	9.0%	1.2%	3628
Piedecuesta	19.6%	21.7%	48.5%	8.9%	1.3%	1253
Pitalito	20.8%	22.4%	43.2%	11.8%	1.7%	1497
Popayán	18.3%	22.0%	49.4%	9.2%	1.2%	2630
Putumayo	18.9%	23.9%	43.6%	12.5%	1.2%	3643
Quibdó	18.1%	23.8%	38.9%	15.9%	3.2%	1116
Quindío	20.9%	21.6%	45.2%	11.0%	1.3%	2111
Riohacha	21.0%	24.6%	39.4%	12.3%	2.7%	2469
Rionegro	17.5%	25.9%	46.1%	9.9%	0.6%	1000
Risaralda	18.7%	21.5%	45.6%	12.2%	2.0%	2392
Sabaneta	16.8%	22.5%	48.6%	7.4%	4.6%	475
Sahagún	19.1%	26.4%	40.8%	12.5%	1.3%	1163
San Andrés	24.5%	21.2%	39.8%	13.1%	1.3%	457
Santa Marta	20.8%	22.2%	43.0%	12.2%	1.9%	5702
Santander	18.9%	22.6%	47.4%	10.3%	0.8%	7558

Continúa en la siguiente página





ETC/País	A	B	C	D	Omisión y multimarca	Nº estudiantes
Sincelejo	22.1%	21.4%	42.7%	13.2%	0.7%	2971
Soacha	18.9%	23.8%	45.7%	10.5%	1.1%	5323
Sogamoso	20.0%	25.0%	44.6%	9.9%	0.5%	1356
Soledad	20.2%	21.8%	46.2%	10.0%	1.7%	4938
Sucre	23.0%	23.9%	37.1%	14.5%	1.5%	7527
Tolima	20.1%	24.2%	42.2%	12.2%	1.3%	9066
Tuluá	16.9%	22.4%	48.4%	11.6%	0.7%	2064
Tumaco	20.4%	23.5%	37.6%	15.4%	3.2%	2344
Tunja	15.8%	22.1%	52.3%	9.4%	0.4%	1616
Turbo	21.5%	24.9%	35.8%	15.9%	2.0%	2106
Uribe	22.0%	25.5%	29.3%	18.9%	4.2%	1293
Valle del Cauca	18.8%	23.5%	45.9%	10.7%	1.0%	7924
Valledupar	20.1%	20.8%	46.6%	10.9%	1.6%	4918
Vaupés	23.7%	28.3%	31.6%	15.9%	0.4%	452
Vichada	19.5%	24.6%	39.9%	15.0%	1.0%	785
Villavicencio	18.5%	22.0%	47.7%	10.7%	1.1%	5033
Yopal	19.4%	23.3%	45.1%	11.2%	1.0%	1890
Yumbo	20.3%	21.9%	47.2%	9.7%	0.9%	1259
Zipaquirá	17.6%	25.4%	47.4%	9.2%	0.4%	1269
Colombia	19.6%	22.5%	45.1%	11.5%	1.4%	451836

\*Es posible que los porcentajes mostrados no sumen exactamente 100 debido a aproximaciones decimales.



• **Pregunta 29.**

El texto está dirigido

- A. a científicos de la NASA.
- B. a agencias de viajes.
- C. a estudiantes universitarios.
- D. al público en general.

• **Estructura**

<b>Competencia</b>	Comunicativa (Proceso de Lectura)
<b>Componente</b>	Pragmático
<b>Afirmación</b>	Evalúa información explícita o implícita de la situación de comunicación.
<b>Nivel de desempeño</b>	Avanzado
<b>Respuesta Correcta</b>	D





- **Resultados a nivel nacional y de Entidad Territorial Certificada (ETC)**

ETC/País	A	B	C	D	Omisión y multimarca	N° estudiantes
Amazonas	32.2%	24.1%	16.6%	23.5%	3.6%	723
Antioquia	32.8%	23.0%	12.1%	30.7%	1.4%	24847
Apartadó	31.3%	23.3%	14.4%	29.6%	1.4%	1454
Arauca	35.1%	21.2%	10.3%	32.3%	1.0%	2693
Armenia	38.7%	17.1%	7.8%	35.7%	0.7%	2170
Atlántico	28.7%	24.7%	13.5%	31.3%	1.9%	5613
Barrancabermeja	35.7%	20.0%	9.2%	33.6%	1.4%	2155
Barranquilla	31.6%	21.6%	9.7%	35.8%	1.4%	10960
Bello	40.2%	16.0%	9.4%	33.6%	0.9%	3985
Bogotá, D.C.	35.6%	13.5%	6.7%	43.0%	1.1%	59893
Bolívar	27.7%	27.0%	16.9%	26.8%	1.6%	10545
Boyacá	31.8%	20.1%	10.7%	36.5%	0.9%	7816
Bucaramanga	35.4%	15.5%	7.4%	40.8%	0.8%	4485
Buenaventura	28.5%	24.5%	13.7%	32.0%	1.4%	4073
Buga	36.5%	18.9%	10.2%	32.8%	1.6%	986
Caldas	35.8%	21.5%	10.5%	31.2%	0.9%	5416
Cali	35.0%	17.2%	7.7%	38.7%	1.4%	18221
Caquetá	30.5%	27.9%	13.1%	26.7%	1.8%	2784
Cartagena	29.9%	22.5%	12.0%	34.0%	1.5%	10018
Cartago	37.0%	17.1%	10.0%	34.6%	1.3%	1204
Casanare	33.9%	22.5%	11.6%	31.2%	0.8%	3166
Cauca	30.2%	24.5%	13.1%	30.6%	1.6%	11644
Cesar	30.2%	23.8%	14.3%	30.3%	1.3%	7399
Chocó	23.8%	23.2%	18.4%	32.0%	2.5%	3377
Chía	32.0%	10.3%	5.0%	51.6%	1.1%	1420
Ciénaga	29.4%	21.6%	15.0%	31.3%	2.7%	1357
Cundinamarca	33.7%	16.4%	9.7%	39.3%	0.9%	15077
Córdoba	29.3%	26.2%	15.1%	28.2%	1.3%	12648
Cúcuta	39.5%	18.6%	9.6%	31.8%	0.5%	6810
Dosquebradas	37.1%	19.4%	7.3%	35.6%	0.7%	1647
Duitama	33.2%	12.3%	9.2%	44.9%	0.3%	1168
Envigado	30.8%	9.3%	7.8%	51.8%	0.3%	1227
Facatativá	40.1%	12.4%	8.3%	38.9%	0.3%	1252
Florencia	37.3%	21.5%	12.4%	27.7%	1.2%	1908
Floridablanca	33.2%	13.4%	6.6%	45.6%	1.2%	2332
Fusagasugá	35.4%	17.9%	7.0%	37.9%	1.8%	1062
Girardot	38.2%	18.0%	11.2%	31.8%	0.9%	912

Continúa en la siguiente página



## SABER 5 - LENGUAJE

ETC/País	A	B	C	D	Omisión y multimarca	N° estudiantes
Girón	37.9%	17.7%	7.9%	36.2%	0.3%	1425
Guainía	33.8%	22.9%	19.7%	22.9%	0.6%	467
Guaviare	35.7%	23.2%	13.3%	26.4%	1.4%	849
Huila	34.8%	24.3%	11.0%	28.7%	1.2%	7369
Ibagué	35.0%	17.5%	8.6%	38.0%	0.9%	4896
Ipiales	32.4%	18.3%	9.8%	38.5%	1.1%	1396
Itagüí	35.1%	15.3%	9.3%	38.9%	1.4%	1675
Jamundí	37.4%	19.4%	9.0%	32.3%	2.0%	1105
La Guajira	26.0%	24.9%	16.8%	30.7%	1.6%	3814
Lorica	31.6%	23.2%	15.7%	27.8%	1.6%	1279
Magangué	29.5%	29.0%	14.9%	25.3%	1.3%	1371
Magdalena	28.1%	26.6%	16.1%	27.4%	1.9%	8777
Maicao	29.0%	25.3%	17.0%	26.3%	2.4%	2099
Malambo	24.1%	22.5%	12.0%	40.0%	1.3%	994
Manizales	37.7%	17.5%	8.0%	36.4%	0.4%	2783
Medellín	37.4%	17.1%	10.1%	34.3%	1.3%	17811
Meta	34.8%	22.5%	12.1%	29.7%	0.9%	5535
Montería	34.5%	22.3%	12.3%	29.4%	1.5%	4560
Mosquera	36.6%	12.5%	7.6%	42.4%	0.9%	1225
Nariño	30.2%	23.0%	11.3%	33.1%	2.5%	9310
Neiva	38.1%	19.7%	8.9%	32.4%	0.9%	3513
Norte de Santander	33.9%	23.6%	10.8%	30.4%	1.2%	7430
Palmira	36.8%	17.3%	8.1%	36.6%	1.2%	2731
Pasto	36.3%	16.3%	7.1%	38.8%	1.5%	3747
Pereira	38.1%	18.2%	6.5%	35.7%	1.4%	3628
Piedecuesta	34.3%	16.5%	8.7%	39.2%	1.3%	1253
Pitalito	35.1%	22.1%	9.9%	31.3%	1.6%	1497
Popayán	36.8%	16.0%	8.6%	37.4%	1.2%	2630
Putumayo	33.8%	24.2%	12.8%	27.9%	1.3%	3643
Quibdó	26.8%	22.7%	11.1%	36.0%	3.4%	1116
Quindío	36.5%	20.0%	11.5%	30.6%	1.3%	2111
Riohacha	29.7%	25.7%	14.3%	28.3%	2.0%	2469
Rionegro	36.5%	15.5%	7.2%	40.0%	0.8%	1000
Risaralda	34.8%	21.5%	10.9%	31.4%	1.4%	2392
Sabaneta	31.2%	10.3%	7.4%	46.7%	4.4%	475
Sahagún	33.6%	24.5%	12.6%	28.9%	0.4%	1163
San Andrés	37.0%	20.1%	14.0%	27.8%	1.1%	457
Santa Marta	33.6%	22.7%	11.0%	31.2%	1.5%	5702
Santander	34.3%	20.9%	9.5%	34.4%	0.9%	7558

Continúa en la siguiente página





ETC/País	A	B	C	D	Omisión y multimarca	N° estudiantes
Sincelejo	33.3%	23.2%	12.0%	30.5%	1.0%	2971
Soacha	40.0%	15.9%	8.1%	34.9%	1.0%	5323
Sogamoso	33.9%	13.0%	7.8%	44.8%	0.5%	1356
Soledad	34.3%	21.9%	9.1%	33.2%	1.5%	4938
Sucre	30.0%	26.9%	15.7%	26.2%	1.3%	7527
Tolima	32.9%	23.9%	12.3%	29.5%	1.3%	9066
Tuluá	35.5%	18.1%	8.6%	37.3%	0.5%	2064
Tumaco	26.9%	24.1%	18.8%	27.5%	2.8%	2344
Tunja	33.4%	12.6%	5.4%	48.3%	0.2%	1616
Turbo	27.9%	25.4%	17.2%	27.5%	2.0%	2106
Uribe	19.6%	26.5%	23.0%	27.3%	3.6%	1293
Valle del Cauca	34.7%	20.8%	10.0%	33.5%	1.0%	7924
Valledupar	34.0%	21.7%	10.8%	31.8%	1.7%	4918
Vaupés	33.6%	23.9%	23.0%	18.6%	0.9%	452
Vichada	29.3%	26.4%	14.8%	28.2%	1.4%	785
Villavicencio	35.5%	17.5%	8.4%	37.6%	1.0%	5033
Yopal	38.3%	17.8%	9.8%	33.4%	0.8%	1890
Yumbo	35.4%	21.5%	9.7%	32.3%	1.0%	1259
Zipaquirá	36.4%	15.9%	6.6%	40.4%	0.6%	1269
Colombia	33.5%	20.2%	10.7%	34.3%	1.3%	451836

\*Es posible que los porcentajes mostrados no sumen exactamente 100 debido a aproximaciones decimales.





Responde las siguientes preguntas atendiendo la situación que cada una propone:

### • **Pregunta 30.**

Para la clase de Ciencias Sociales, Manuel debe escribir un texto en el que explique qué es una tormenta, luego diga por qué ocurre, y finalmente mencione los riesgos. Tomando en cuenta lo anterior, el texto debe tener las siguientes partes:

- A. Definición – Instrucciones – Recomendaciones.
- B. Problema – Análisis – Solución.
- C. Definición – Causas – Consecuencias.
- D. Análisis – Problema – Recomendaciones.

### • **Estructura**

<b>Competencia</b>	Comunicativa (Proceso de Escritura)
<b>Componente</b>	Sintáctico
<b>Afirmación</b>	Identifica información de la estructura explícita del texto.
<b>Nivel de desempeño</b>	Avanzado
<b>Respuesta Correcta</b>	C





## • Resultados a nivel nacional y de Entidad Territorial Certificada (ETC)

ETC/País	A	B	C	D	Omisión y multimarca	Nº estudiantes
Amazonas	28.6%	27.1%	22.5%	18.8%	2.9%	723
Antioquia	27.2%	23.3%	31.8%	16.6%	1.2%	24847
Apartadó	29.4%	24.5%	26.5%	18.4%	1.2%	1454
Arauca	23.1%	24.6%	33.0%	18.6%	0.7%	2693
Armenia	23.4%	20.6%	37.4%	18.0%	0.6%	2170
Atlántico	26.3%	23.1%	31.5%	17.5%	1.6%	5613
Barrancabermeja	24.7%	20.4%	37.3%	16.6%	1.0%	2155
Barranquilla	22.5%	21.4%	40.3%	14.8%	1.1%	10960
Bello	23.9%	21.1%	40.3%	14.2%	0.6%	3985
Bogotá, D.C.	19.3%	18.9%	46.6%	14.3%	0.9%	59893
Bolívar	29.0%	26.1%	24.7%	18.9%	1.3%	10545
Boyacá	22.4%	22.9%	34.7%	19.4%	0.7%	7816
Bucaramanga	19.9%	19.5%	45.4%	14.9%	0.4%	4485
Buenaventura	27.6%	22.9%	30.7%	17.6%	1.3%	4073
Buga	22.6%	22.0%	36.8%	17.0%	1.5%	986
Caldas	25.0%	20.7%	35.6%	18.0%	0.7%	5416
Cali	21.9%	20.1%	40.8%	16.0%	1.2%	18221
Caquetá	23.0%	28.3%	27.5%	19.7%	1.5%	2784
Cartagena	26.5%	21.7%	36.2%	14.3%	1.3%	10018
Cartago	22.4%	24.1%	35.9%	16.7%	0.9%	1204
Casanare	24.3%	24.1%	31.5%	19.7%	0.4%	3166
Cauca	24.4%	24.4%	31.8%	18.2%	1.2%	11644
Cesar	26.1%	24.7%	30.1%	18.2%	0.9%	7399
Chocó	25.6%	26.6%	27.9%	17.7%	2.2%	3377
Chía	16.3%	14.1%	55.1%	13.5%	1.1%	1420
Ciénaga	29.7%	20.7%	29.6%	17.8%	2.1%	1357
Cundinamarca	20.9%	20.7%	40.2%	17.6%	0.5%	15077
Córdoba	28.3%	26.4%	25.8%	18.5%	1.0%	12648
Cúcuta	23.6%	21.9%	38.3%	15.7%	0.5%	6810
Dosquebradas	20.8%	22.5%	38.7%	17.7%	0.2%	1647
Duitama	21.5%	18.0%	47.0%	13.2%	0.3%	1168
Envigado	18.3%	15.2%	55.3%	11.3%	0.0%	1227
Facatativá	20.4%	21.0%	40.7%	17.7%	0.2%	1252
Florencia	24.0%	25.6%	29.6%	20.1%	0.7%	1908
Floridablanca	20.3%	16.7%	48.8%	13.6%	0.6%	2332
Fusagasugá	21.1%	19.2%	40.9%	17.1%	1.7%	1062
Girardot	26.8%	24.1%	31.1%	17.7%	0.3%	912

Continúa en la siguiente página



## SABER 5 - LENGUAJE

ETC/País	A	B	C	D	Omisión y multimarca	N° estudiantes
Girón	22.4%	21.1%	39.3%	16.9%	0.3%	1425
Guainía	31.5%	24.0%	25.7%	17.1%	1.7%	467
Guaviare	25.7%	27.0%	26.9%	19.3%	1.2%	849
Huila	21.7%	23.7%	34.1%	19.5%	1.0%	7369
Ibagué	20.7%	20.2%	41.1%	17.6%	0.4%	4896
Ipiales	25.1%	20.2%	39.3%	14.9%	0.6%	1396
Itagüí	26.5%	20.0%	41.0%	11.5%	1.0%	1675
Jamundí	26.3%	26.0%	29.5%	17.1%	1.1%	1105
La Guajira	27.2%	24.9%	28.2%	18.6%	1.2%	3814
Lorica	27.0%	23.6%	29.2%	19.2%	0.9%	1279
Magangué	28.4%	25.5%	26.9%	18.2%	1.0%	1371
Magdalena	29.1%	24.0%	27.4%	17.9%	1.7%	8777
Maicao	27.6%	26.2%	24.9%	19.2%	2.1%	2099
Malambo	26.4%	20.5%	39.0%	13.4%	0.7%	994
Manizales	23.7%	19.2%	40.9%	16.0%	0.3%	2783
Medellín	25.8%	21.9%	37.4%	14.0%	0.9%	17811
Meta	24.7%	25.6%	29.8%	19.2%	0.7%	5535
Montería	28.7%	25.8%	28.2%	16.5%	0.8%	4560
Mosquera	20.1%	18.4%	43.8%	17.2%	0.6%	1225
Nariño	23.8%	22.2%	34.5%	17.2%	2.3%	9310
Neiva	21.0%	22.3%	37.1%	18.8%	0.8%	3513
Norte de Santander	22.9%	24.7%	33.1%	18.4%	0.9%	7430
Palmira	21.9%	20.8%	39.6%	16.7%	1.0%	2731
Pasto	21.8%	19.3%	41.2%	16.6%	1.1%	3747
Pereira	23.5%	19.7%	39.6%	16.0%	1.2%	3628
Piedecuesta	21.7%	20.2%	40.1%	17.1%	1.0%	1253
Pitalito	22.9%	25.1%	32.5%	18.2%	1.3%	1497
Popayán	20.9%	19.7%	40.3%	18.0%	1.2%	2630
Putumayo	26.9%	24.2%	27.9%	19.8%	1.3%	3643
Quibdó	25.1%	23.9%	30.1%	17.7%	3.1%	1116
Quindío	26.8%	21.2%	33.0%	18.0%	1.0%	2111
Riohacha	28.4%	25.6%	26.7%	17.5%	1.7%	2469
Rionegro	22.6%	18.9%	42.5%	15.4%	0.6%	1000
Risaralda	24.2%	26.0%	30.8%	17.7%	1.3%	2392
Sabaneta	20.2%	16.8%	48.8%	9.9%	4.2%	475
Sahagún	28.4%	23.8%	30.5%	17.0%	0.3%	1163
San Andrés	32.2%	21.9%	28.7%	16.4%	0.9%	457
Santa Marta	26.2%	22.2%	34.7%	15.7%	1.2%	5702
Santander	22.3%	21.5%	36.6%	18.8%	0.7%	7558

Continúa en la siguiente página





ETC/País	A	B	C	D	Omisión y multimarca	N° estudiantes
Sincelejo	25.7%	24.7%	31.8%	17.0%	0.7%	2971
Soacha	23.5%	22.3%	38.5%	14.8%	0.8%	5323
Sogamoso	20.6%	18.3%	45.1%	15.7%	0.2%	1356
Soledad	24.6%	18.7%	41.7%	13.8%	1.2%	4938
Sucre	28.3%	26.9%	25.5%	18.5%	0.9%	7527
Tolima	25.3%	24.4%	29.7%	19.4%	1.0%	9066
Tuluá	22.4%	22.0%	37.4%	17.9%	0.3%	2064
Tumaco	29.2%	25.0%	25.3%	17.8%	2.7%	2344
Tunja	17.3%	18.0%	50.1%	14.4%	0.1%	1616
Turbo	30.2%	25.5%	22.2%	21.0%	1.0%	2106
Uribe	26.1%	26.1%	21.5%	23.0%	3.3%	1293
Valle del Cauca	24.3%	22.1%	34.0%	18.8%	0.8%	7924
Valledupar	24.4%	21.4%	36.7%	16.2%	1.3%	4918
Vaupés	27.4%	26.8%	19.2%	25.9%	0.7%	452
Vichada	25.1%	28.5%	25.4%	20.4%	0.6%	785
Villavicencio	21.6%	22.0%	39.8%	15.7%	0.9%	5033
Yopal	22.9%	23.7%	35.8%	17.1%	0.5%	1890
Yumbo	25.9%	22.1%	33.8%	17.6%	0.6%	1259
Zipaquirá	20.5%	18.8%	44.8%	15.7%	0.2%	1269
Colombia	23.9%	22.2%	36.1%	16.8%	1.0%	451836

\*Es posible que los porcentajes mostrados no sumen exactamente 100 debido a aproximaciones decimales.



- **Pregunta 31.**

Roberto le escribe una carta a su mejor amigo, en la que le cuenta sobre el concurso de baile:

*El concurso fue organizado por todos los niños de primaria. \_\_\_\_\_ llovió un poco, nos divertimos muchísimo. Al final, el premio lo ganaron los niños de tercero; \_\_\_\_\_, a nosotros nos dieron una medalla de honor.*

Para que se comprenda lo que Roberto escribe, las palabras que se deben agregar en los espacios son

- A. *Por eso / por ejemplo.*
- B. *Además / por eso.*
- C. *Por ejemplo / también.*
- D. *Aunque / sin embargo.*

- **Estructura**

<b>Competencia</b>	Comunicativa (Proceso de Escritura)
<b>Componente</b>	Sintáctico
<b>Afirmación</b>	Da cuenta de la organización micro y superestructural que debe seguir un texto para lograr su coherencia y cohesión.
<b>Nivel de desempeño</b>	Satisfactorio
<b>Respuesta Correcta</b>	D





## • Resultados a nivel nacional y de Entidad Territorial Certificada (ETC)

ETC/País	A	B	C	D	Omisión y multimarca	N° estudiantes
Amazonas	10.9%	25.3%	17.7%	42.6%	3.5%	723
Antioquia	9.3%	22.2%	13.0%	54.0%	1.4%	24847
Apartadó	12.3%	22.8%	16.2%	47.6%	1.1%	1454
Arauca	10.1%	21.2%	12.4%	55.6%	0.8%	2693
Armenia	7.5%	19.9%	10.2%	61.8%	0.6%	2170
Atlántico	11.6%	22.3%	15.3%	48.8%	1.9%	5613
Barrancabermeja	8.8%	21.7%	12.2%	56.1%	1.2%	2155
Barranquilla	9.2%	20.4%	10.8%	58.4%	1.2%	10960
Bello	6.8%	20.5%	10.3%	61.6%	0.8%	3985
Bogotá, D.C.	6.6%	18.0%	8.2%	66.2%	1.0%	59893
Bolívar	12.3%	24.6%	18.8%	42.5%	1.7%	10545
Boyacá	8.3%	21.2%	11.1%	58.5%	0.9%	7816
Bucaramanga	5.9%	18.0%	9.1%	66.4%	0.6%	4485
Buenaventura	11.9%	22.7%	13.5%	50.2%	1.7%	4073
Buga	7.7%	20.0%	12.3%	58.7%	1.3%	986
Caldas	8.8%	20.5%	10.9%	59.0%	0.7%	5416
Cali	7.6%	19.7%	8.8%	62.5%	1.5%	18221
Caquetá	9.2%	22.7%	14.3%	52.0%	1.7%	2784
Cartagena	10.4%	21.9%	13.7%	52.4%	1.5%	10018
Cartago	7.9%	18.6%	10.6%	61.6%	1.2%	1204
Casanare	8.5%	20.7%	11.6%	58.4%	0.8%	3166
Cauca	9.9%	21.4%	12.8%	54.2%	1.8%	11644
Cesar	10.8%	21.8%	14.6%	51.7%	1.1%	7399
Chocó	13.1%	22.4%	20.6%	41.3%	2.6%	3377
Chía	5.1%	14.6%	5.7%	73.8%	0.8%	1420
Ciénaga	12.7%	22.0%	16.0%	47.2%	2.1%	1357
Cundinamarca	7.4%	19.4%	9.7%	62.9%	0.6%	15077
Córdoba	12.0%	22.9%	17.1%	46.6%	1.4%	12648
Cúcuta	8.7%	21.9%	10.8%	58.0%	0.5%	6810
Dosquebradas	7.1%	18.8%	8.7%	64.8%	0.7%	1647
Duitama	5.9%	18.0%	8.2%	67.6%	0.3%	1168
Envigado	5.2%	15.9%	7.3%	71.5%	0.2%	1227
Facatativá	6.3%	18.1%	7.3%	67.8%	0.5%	1252
Florencia	10.4%	21.4%	12.2%	54.9%	1.1%	1908
Floridablanca	5.9%	17.7%	8.7%	66.9%	0.8%	2332
Fusagasugá	8.9%	17.8%	9.2%	62.2%	1.9%	1062
Girardot	9.8%	23.8%	10.9%	55.0%	0.5%	912

Continúa en la siguiente página



ETC/País	A	B	C	D	Omisión y multimarca	N° estudiantes
Girón	6.7%	22.8%	10.9%	58.9%	0.6%	1425
Guainía	11.1%	24.0%	14.8%	48.2%	1.9%	467
Guaviare	10.5%	22.9%	13.4%	51.5%	1.8%	849
Huila	8.8%	20.6%	11.4%	58.1%	1.0%	7369
Ibagué	8.6%	19.3%	9.5%	61.9%	0.6%	4896
Ipiales	6.8%	19.2%	8.5%	64.9%	0.6%	1396
Itagüí	8.4%	21.7%	10.9%	57.9%	1.1%	1675
Jamundí	10.6%	21.5%	12.1%	54.2%	1.5%	1105
La Guajira	11.6%	23.1%	16.8%	46.9%	1.5%	3814
Lorica	11.0%	23.8%	17.3%	46.3%	1.6%	1279
Magangué	13.3%	24.1%	15.7%	45.8%	1.2%	1371
Magdalena	12.5%	22.0%	16.8%	46.6%	2.0%	8777
Maicao	13.1%	24.0%	16.9%	43.5%	2.5%	2099
Malambo	11.3%	19.7%	12.1%	56.3%	0.6%	994
Manizales	7.7%	19.1%	7.8%	65.1%	0.3%	2783
Medellín	8.7%	21.4%	11.7%	56.9%	1.3%	17811
Meta	10.2%	21.9%	12.3%	54.8%	0.8%	5535
Montería	10.4%	23.3%	14.9%	50.5%	1.0%	4560
Mosquera	6.9%	19.2%	8.9%	64.5%	0.6%	1225
Nariño	7.8%	21.2%	11.1%	57.4%	2.6%	9310
Neiva	7.9%	20.5%	10.4%	60.3%	0.9%	3513
Norte de Santander	9.6%	22.6%	11.3%	55.5%	0.9%	7430
Palmira	7.7%	18.6%	8.5%	63.9%	1.2%	2731
Pasto	6.5%	18.7%	7.3%	66.3%	1.3%	3747
Pereira	7.6%	18.4%	8.9%	63.6%	1.4%	3628
Piedecuesta	6.9%	19.6%	8.5%	63.9%	1.1%	1253
Pitalito	8.5%	23.3%	9.6%	57.0%	1.6%	1497
Popayán	7.9%	18.6%	8.8%	63.6%	1.0%	2630
Putumayo	8.8%	22.1%	12.9%	54.9%	1.4%	3643
Quibdó	13.1%	21.7%	14.9%	47.0%	3.3%	1116
Quindío	7.9%	21.2%	11.8%	58.0%	1.1%	2111
Riohacha	11.1%	23.0%	16.5%	46.8%	2.6%	2469
Rionegro	7.6%	18.6%	7.3%	65.7%	0.8%	1000
Risaralda	7.9%	20.0%	12.1%	58.6%	1.4%	2392
Sabaneta	4.6%	15.6%	6.9%	68.4%	4.4%	475
Sahagún	9.5%	24.2%	13.1%	52.9%	0.4%	1163
San Andrés	10.1%	24.9%	14.2%	50.1%	0.7%	457
Santa Marta	10.2%	20.2%	11.7%	56.4%	1.5%	5702
Santander	7.6%	21.2%	10.8%	59.6%	0.8%	7558

Continúa en la siguiente página





ETC/País	A	B	C	D	Omisión y multimarca	Nº estudiantes
Sincelejo	9.9%	22.7%	12.7%	53.6%	1.1%	2971
Soacha	8.6%	19.9%	9.4%	61.1%	1.1%	5323
Sogamoso	6.9%	18.8%	8.3%	65.6%	0.4%	1356
Soledad	8.9%	20.1%	11.1%	58.5%	1.5%	4938
Sucre	12.0%	23.3%	17.2%	46.2%	1.3%	7527
Tolima	10.2%	22.9%	12.9%	52.8%	1.1%	9066
Tuluá	8.2%	18.9%	9.7%	62.6%	0.5%	2064
Tumaco	13.5%	23.8%	20.5%	39.2%	2.9%	2344
Tunja	5.2%	17.2%	6.1%	71.5%	0.0%	1616
Turbo	12.5%	22.6%	18.1%	45.2%	1.6%	2106
Uribe	15.1%	23.8%	22.8%	35.3%	3.0%	1293
Valle del Cauca	8.9%	21.8%	11.8%	56.7%	0.9%	7924
Valledupar	9.3%	20.4%	11.9%	56.9%	1.5%	4918
Vaupés	11.3%	23.2%	19.9%	44.0%	1.5%	452
Vichada	10.1%	20.6%	15.3%	52.4%	1.7%	785
Villavicencio	8.2%	17.5%	10.2%	63.0%	1.1%	5033
Yopal	10.3%	20.9%	11.9%	56.3%	0.5%	1890
Yumbo	8.7%	21.5%	11.8%	57.5%	0.6%	1259
Zipaquirá	6.6%	18.9%	9.1%	65.0%	0.3%	1269
Colombia	9.0%	20.8%	11.8%	57.3%	1.2%	451836

\*Es posible que los porcentajes mostrados no sumen exactamente 100 debido a aproximaciones decimales.



• **Pregunta 32.**

Ricardo escribió un texto sobre su mejor amiga. El texto dice:

*Daniela es mi mejor amiga. Daniela tiene 10 años y vive en Boyacá con sus papás y sus 2 mascotas. A Daniela le gusta mucho montar bicicleta y jugar fútbol. Daniela es una niña alta para su edad.*

Al leer el texto, le dices a Ricardo que a partir de la segunda oración, "Daniela" se puede reemplazar por

- A. el pronombre "Ella".
- B. el artículo "La".
- C. el pronombre "Quien".
- D. el sustantivo "Niña".

• **Estructura**

<b>Competencia</b>	Comunicativa (Proceso de Escritura)
<b>Componente</b>	Semántico
<b>Afirmación</b>	Comprende los mecanismos de uso y control que permiten regular el desarrollo de un tema en un texto, dada la situación de comunicación particular.
<b>Nivel de desempeño</b>	Satisfactorio
<b>Respuesta Correcta</b>	A



## • Resultados a nivel nacional y de Entidad Territorial Certificada (ETC)

ETC/País	A	B	C	D	Omisión y multimarca	Nº estudiantes
Amazonas	37.5%	11.9%	11.9%	34.7%	4.0%	723
Antioquia	53.1%	10.4%	10.7%	24.2%	1.5%	24847
Apartadó	48.0%	12.6%	12.3%	25.0%	2.1%	1454
Arauca	55.0%	10.1%	10.4%	23.6%	0.9%	2693
Armenia	68.0%	8.1%	9.2%	14.1%	0.7%	2170
Atlántico	48.1%	11.0%	12.1%	26.5%	2.2%	5613
Barrancabermeja	61.6%	9.3%	9.3%	18.6%	1.2%	2155
Barranquilla	62.1%	8.4%	8.7%	19.4%	1.4%	10960
Bello	67.9%	8.6%	7.4%	15.3%	0.9%	3985
Bogotá, D.C.	74.4%	6.4%	7.0%	11.0%	1.1%	59893
Bolívar	37.4%	13.6%	14.4%	32.7%	2.0%	10545
Boyacá	60.9%	8.7%	10.0%	19.5%	0.9%	7816
Bucaramanga	74.5%	6.9%	6.3%	11.8%	0.6%	4485
Buenaventura	50.7%	10.3%	9.6%	27.6%	1.8%	4073
Buga	63.4%	9.0%	9.2%	17.0%	1.3%	986
Caldas	59.0%	8.8%	9.3%	21.8%	0.9%	5416
Cali	68.5%	7.3%	7.9%	14.8%	1.5%	18221
Caquetá	43.7%	11.4%	11.1%	31.9%	1.9%	2784
Cartagena	54.4%	10.8%	11.1%	21.8%	1.9%	10018
Cartago	64.5%	8.7%	9.4%	16.1%	1.2%	1204
Casanare	59.3%	9.3%	10.7%	20.0%	0.8%	3166
Cauca	49.6%	10.0%	10.1%	28.6%	1.7%	11644
Cesar	49.7%	10.8%	10.4%	27.5%	1.5%	7399
Chocó	36.8%	13.1%	12.8%	34.4%	3.0%	3377
Chía	81.9%	3.8%	6.1%	7.3%	0.9%	1420
Ciénaga	42.9%	11.1%	12.0%	31.3%	2.7%	1357
Cundinamarca	67.5%	7.8%	8.9%	15.1%	0.7%	15077
Córdoba	41.3%	13.1%	13.4%	30.8%	1.5%	12648
Cúcuta	66.5%	8.3%	8.7%	15.8%	0.7%	6810
Dosquebradas	68.1%	7.1%	8.1%	16.2%	0.5%	1647
Duitama	76.3%	6.6%	6.7%	10.1%	0.3%	1168
Envigado	79.2%	6.4%	6.8%	7.6%	0.0%	1227
Facatativá	74.8%	6.9%	7.1%	10.9%	0.3%	1252
Florencia	54.1%	9.5%	11.0%	24.2%	1.2%	1908
Floridablanca	76.9%	6.1%	6.0%	10.3%	0.7%	2332
Fusagasugá	69.0%	8.3%	9.3%	11.6%	1.8%	1062
Girardot	60.9%	9.2%	10.2%	18.9%	0.9%	912

Continúa en la siguiente página



## SABER 5 - LENGUAJE

ETC/País	A	B	C	D	Omisión y multimarca	Nº estudiantes
Girón	68.6%	6.9%	8.8%	15.3%	0.3%	1425
Guainía	43.9%	12.0%	11.1%	30.8%	2.1%	467
Guaviare	45.9%	10.2%	12.5%	29.7%	1.6%	849
Huila	56.8%	8.2%	10.6%	23.3%	1.2%	7369
Ibagué	65.8%	8.1%	9.3%	15.8%	1.0%	4896
Ipiales	64.8%	8.9%	10.3%	15.5%	0.4%	1396
Itagüí	64.4%	10.1%	10.3%	14.1%	1.1%	1675
Jamundí	55.5%	9.5%	11.8%	21.7%	1.5%	1105
La Guajira	44.9%	11.8%	13.1%	28.5%	1.7%	3814
Lorica	46.7%	13.8%	11.7%	26.4%	1.4%	1279
Magangué	42.2%	11.1%	14.2%	30.9%	1.6%	1371
Magdalena	39.6%	12.0%	12.1%	34.1%	2.2%	8777
Maicao	42.8%	10.7%	13.6%	30.1%	2.7%	2099
Malambo	54.8%	9.0%	10.7%	24.3%	1.2%	994
Manizales	69.8%	7.7%	7.9%	14.3%	0.3%	2783
Medellín	63.0%	9.7%	10.3%	15.8%	1.3%	17811
Meta	54.0%	10.9%	11.7%	22.5%	0.9%	5535
Montería	50.4%	11.6%	12.6%	24.0%	1.4%	4560
Mosquera	74.7%	6.5%	7.4%	10.4%	0.9%	1225
Nariño	54.5%	9.0%	9.9%	24.1%	2.5%	9310
Neiva	66.9%	7.7%	8.7%	15.7%	0.9%	3513
Norte de Santander	57.6%	8.5%	9.5%	23.4%	1.0%	7430
Palmira	68.9%	7.7%	7.8%	14.2%	1.4%	2731
Pasto	72.8%	6.1%	7.6%	12.1%	1.3%	3747
Pereira	69.5%	6.7%	7.6%	14.8%	1.4%	3628
Piedecuesta	66.9%	7.9%	10.1%	13.7%	1.4%	1253
Pitalito	58.3%	8.1%	9.8%	22.0%	1.8%	1497
Popayán	68.9%	7.4%	8.9%	13.4%	1.4%	2630
Putumayo	52.5%	9.9%	11.4%	24.7%	1.5%	3643
Quibdó	48.7%	10.8%	11.0%	25.7%	3.8%	1116
Quindío	58.8%	8.6%	10.2%	21.1%	1.2%	2111
Riohacha	46.3%	11.5%	11.9%	27.9%	2.3%	2469
Rionegro	72.2%	7.3%	7.8%	11.5%	1.2%	1000
Risaralda	54.7%	9.4%	11.2%	23.2%	1.5%	2392
Sabaneta	78.1%	5.7%	5.3%	6.1%	4.8%	475
Sahagún	54.6%	11.5%	12.7%	20.7%	0.4%	1163
San Andrés	51.4%	14.9%	12.3%	19.7%	1.8%	457
Santa Marta	56.8%	8.7%	10.0%	22.7%	1.8%	5702
Santander	62.5%	8.0%	9.6%	19.0%	0.9%	7558

Continúa en la siguiente página





ETC/País	A	B	C	D	Omisión y multimarca	N° estudiantes
Sincelejo	55.4%	10.9%	11.2%	21.5%	1.0%	2971
Soacha	70.4%	7.6%	8.5%	12.5%	1.1%	5323
Sogamoso	75.6%	8.7%	6.8%	8.7%	0.2%	1356
Soledad	63.9%	8.5%	8.8%	17.1%	1.7%	4938
Sucre	41.1%	12.3%	13.5%	31.7%	1.4%	7527
Tolima	52.6%	10.0%	11.2%	24.8%	1.4%	9066
Tuluá	64.3%	8.9%	8.8%	17.3%	0.6%	2064
Tumaco	34.6%	13.7%	14.2%	34.3%	3.2%	2344
Tunja	78.8%	4.8%	7.7%	8.7%	0.1%	1616
Turbo	37.0%	13.1%	13.5%	34.4%	2.0%	2106
Uribe	36.5%	13.8%	12.1%	34.3%	3.2%	1293
Valle del Cauca	56.4%	9.5%	10.9%	22.1%	1.1%	7924
Valledupar	58.2%	8.9%	9.5%	21.7%	1.7%	4918
Vaupés	35.2%	11.7%	13.3%	38.5%	1.3%	452
Vichada	43.3%	13.8%	12.2%	28.9%	1.8%	785
Villavicencio	67.8%	8.3%	7.9%	14.9%	1.1%	5033
Yopal	63.7%	9.4%	10.5%	15.6%	0.8%	1890
Yumbo	63.8%	7.7%	10.4%	17.2%	1.0%	1259
Zipaquirá	75.3%	6.1%	7.9%	10.4%	0.4%	1269
Colombia	59.5%	9.1%	9.8%	20.2%	1.4%	451836

\*Es posible que los porcentajes mostrados no sumen exactamente 100 debido a aproximaciones decimales.



• **Pregunta 33.**

Ana María quiere invitar a sus amigos de la clase a su fiesta de cumpleaños. Para eso, en la invitación ella debe escribir:

A.

Hola:

Siempre celebro mis cumpleaños con una gran fiesta.

Me toman fotos y traen payasos.

Ana María

B.

Hola amigos:

Los espero en mi fiesta de cumpleaños este jueves 10 de junio a las 5:00 p.m.

Espero contar con la compañía de todos ustedes.

Ana María

C.

Hola:

Mi fiesta se realizará en la casa de mi abuela, que es en el barrio San Fermín.

Es una casa grande y bonita.

Ana María

D.

Hola:

Nací el sábado 10 de junio en Cali. Me encantan las fiestas de cumpleaños, pues siempre estoy rodeada de mis amigos y de mi familia.

Los espero ese día.

Ana María

• **Estructura**

<b>Competencia</b>	Comunicativa (Proceso de Escritura)
<b>Componente</b>	Pragmático
<b>Afirmación</b>	Prevé el propósito o las intenciones que debe cumplir un texto, atendiendo a las necesidades de la producción textual en un contexto comunicativo particular.
<b>Nivel de desempeño</b>	Mínimo
<b>Respuesta Correcta</b>	B





## • Resultados a nivel nacional y de Entidad Territorial Certificada (ETC)

ETC/País	A	B	C	D	Omisión y multimarca	Nº estudiantes
Amazonas	9.1%	64.5%	12.6%	10.0%	3.9%	723
Antioquia	7.3%	74.8%	9.0%	7.4%	1.5%	24847
Apartadó	9.8%	69.6%	10.6%	8.3%	1.7%	1454
Arauca	6.4%	77.4%	7.8%	7.5%	0.9%	2693
Armenia	5.4%	80.5%	7.2%	6.3%	0.6%	2170
Atlántico	8.7%	69.9%	10.4%	9.1%	1.9%	5613
Barrancabermeja	6.5%	77.1%	8.3%	6.9%	1.2%	2155
Barranquilla	6.0%	79.5%	6.9%	6.1%	1.3%	10960
Bello	5.5%	81.3%	6.8%	5.6%	0.9%	3985
Bogotá, D.C.	3.6%	85.3%	5.7%	4.3%	1.0%	59893
Bolívar	10.8%	62.9%	13.0%	11.3%	2.0%	10545
Boyacá	4.6%	81.2%	6.8%	6.4%	0.9%	7816
Bucaramanga	3.6%	85.3%	6.0%	4.7%	0.5%	4485
Buenaventura	7.5%	71.5%	10.3%	8.9%	1.8%	4073
Buga	5.8%	79.4%	7.7%	5.8%	1.3%	986
Caldas	5.3%	80.1%	7.5%	6.2%	0.9%	5416
Cali	4.3%	83.0%	6.3%	5.0%	1.4%	18221
Caquetá	8.0%	71.1%	9.7%	9.4%	1.8%	2784
Cartagena	8.0%	72.6%	9.2%	8.4%	1.7%	10018
Cartago	5.0%	77.7%	9.4%	7.0%	0.9%	1204
Casanare	5.5%	78.0%	9.1%	6.3%	1.0%	3166
Cauca	7.6%	73.7%	8.6%	8.5%	1.7%	11644
Cesar	7.9%	71.8%	10.1%	8.9%	1.3%	7399
Chocó	12.6%	58.7%	12.8%	13.3%	2.5%	3377
Chía	2.7%	89.1%	4.6%	2.5%	1.1%	1420
Ciénaga	8.5%	70.7%	9.1%	9.3%	2.4%	1357
Cundinamarca	4.0%	83.2%	6.9%	5.3%	0.6%	15077
Córdoba	10.0%	66.2%	11.8%	10.6%	1.4%	12648
Cúcuta	5.3%	81.4%	7.0%	5.6%	0.7%	6810
Dosquebradas	3.3%	85.5%	5.6%	5.0%	0.5%	1647
Duitama	3.3%	85.4%	6.7%	4.2%	0.5%	1168
Envigado	3.5%	86.4%	6.3%	3.4%	0.4%	1227
Facatativá	2.3%	85.7%	6.5%	4.9%	0.6%	1252
Florencia	6.4%	75.7%	10.1%	6.7%	1.0%	1908
Floridablanca	3.2%	85.2%	6.6%	4.3%	0.7%	2332
Fusagasugá	5.1%	83.5%	5.6%	4.0%	1.8%	1062
Girardot	7.5%	77.3%	7.6%	6.6%	1.1%	912

Continúa en la siguiente página




## SABER 5 - LENGUAJE

ETC/País	A	B	C	D	Omisión y multimarca	N° estudiantes
Girón	5.2%	82.5%	6.6%	5.2%	0.5%	1425
Guainía	7.9%	70.0%	9.9%	9.6%	2.6%	467
Guaviare	7.5%	71.6%	10.1%	9.0%	1.8%	849
Huila	5.3%	80.8%	7.3%	5.5%	1.1%	7369
Ibagué	4.5%	82.7%	6.6%	5.5%	0.7%	4896
Ipiales	5.5%	82.3%	6.5%	5.1%	0.6%	1396
Itagüí	6.1%	78.2%	8.4%	6.1%	1.2%	1675
Jamundí	6.9%	78.2%	8.0%	5.6%	1.4%	1105
La Guajira	9.9%	65.2%	11.9%	11.3%	1.8%	3814
Lorica	9.9%	66.0%	12.7%	10.2%	1.3%	1279
Magangué	8.9%	67.0%	11.5%	11.2%	1.5%	1371
Magdalena	10.5%	65.8%	11.2%	10.2%	2.3%	8777
Maicao	10.1%	64.5%	12.5%	10.6%	2.3%	2099
Malambo	7.4%	74.7%	7.1%	9.3%	1.4%	994
Manizales	4.4%	85.3%	5.9%	4.1%	0.4%	2783
Medellín	6.4%	76.1%	9.1%	7.0%	1.3%	17811
Meta	6.5%	76.1%	9.2%	7.3%	0.9%	5535
Montería	8.4%	70.5%	10.6%	9.1%	1.4%	4560
Mosquera	4.2%	85.3%	6.2%	3.5%	0.7%	1225
Nariño	5.3%	79.3%	6.7%	6.2%	2.6%	9310
Neiva	4.0%	84.4%	6.1%	4.5%	1.0%	3513
Norte de Santander	5.3%	79.5%	8.0%	6.1%	1.0%	7430
Palmira	3.3%	83.5%	6.6%	5.1%	1.5%	2731
Pasto	3.4%	86.8%	5.4%	3.1%	1.2%	3747
Pereira	3.8%	84.3%	5.9%	4.4%	1.7%	3628
Piedecuesta	5.2%	81.9%	6.6%	5.0%	1.3%	1253
Pitalito	5.2%	79.9%	7.3%	5.8%	1.7%	1497
Popayán	4.5%	82.5%	6.7%	5.3%	1.1%	2630
Putumayo	6.5%	77.1%	8.1%	7.2%	1.2%	3643
Quibdó	9.5%	67.4%	10.4%	9.1%	3.7%	1116
Quindío	5.4%	78.5%	8.1%	6.8%	1.1%	2111
Riohacha	9.4%	69.3%	10.0%	9.0%	2.4%	2469
Rionegro	4.6%	83.0%	7.2%	4.9%	0.3%	1000
Risaralda	6.1%	77.0%	8.0%	7.2%	1.6%	2392
Sabaneta	4.4%	81.9%	6.9%	2.3%	4.4%	475
Sahagún	7.1%	74.8%	9.7%	7.7%	0.6%	1163
San Andrés	8.1%	72.6%	11.4%	6.6%	1.3%	457
Santa Marta	6.6%	76.6%	8.2%	7.1%	1.6%	5702
Santander	5.2%	81.1%	6.8%	6.0%	0.8%	7558

Continúa en la siguiente página





ETC/País	A	B	C	D	Omisión y multimarca	N° estudiantes
Sincelejo	7.2%	75.7%	8.8%	7.2%	1.0%	2971
Soacha	4.3%	83.3%	6.9%	4.7%	0.9%	5323
Sogamoso	4.1%	85.0%	7.2%	3.5%	0.3%	1356
Soledad	6.1%	78.6%	7.4%	6.3%	1.6%	4938
Sucre	10.2%	66.6%	11.3%	10.4%	1.5%	7527
Tolima	6.5%	76.6%	8.7%	6.9%	1.3%	9066
Tuluá	4.2%	82.9%	6.4%	5.9%	0.6%	2064
Tumaco	12.4%	58.4%	13.1%	13.1%	3.0%	2344
Tunja	3.2%	88.2%	4.0%	4.5%	0.1%	1616
Turbo	9.8%	66.2%	12.1%	10.1%	1.8%	2106
Uribe	13.0%	54.0%	16.2%	13.5%	3.3%	1293
Valle del Cauca	5.8%	78.8%	7.9%	6.5%	1.0%	7924
Valledupar	6.3%	77.9%	7.8%	6.3%	1.7%	4918
Vaupés	11.1%	62.6%	10.8%	14.2%	1.3%	452
Vichada	9.6%	65.5%	11.6%	11.8%	1.5%	785
Villavicencio	5.3%	81.7%	7.4%	4.5%	1.1%	5033
Yopal	6.3%	78.4%	8.4%	6.3%	0.6%	1890
Yumbo	6.1%	81.3%	7.0%	4.9%	0.6%	1259
Zipaquirá	3.5%	86.2%	5.9%	4.1%	0.3%	1269
Colombia	6.2%	77.7%	8.1%	6.7%	1.3%	451836

\*Es posible que los porcentajes mostrados no sumen exactamente 100 debido a aproximaciones decimales.



## • Pregunta 34.

Carlos está escribiendo una carta al rector del colegio para solicitar permiso para organizar la salida pedagógica de los estudiantes del curso 5A. Hasta el momento ha escrito:

*Señor  
Ricardo Burgos  
Rector del colegio Juan Lleras Restrepo*

*¿Qué más? La presente es para decirle que necesitamos irnos de salida pedagógica y que queremos que nos dé permiso, la próxima semana. Háganos el favor, todo bien, ¿sí?*

Teniendo en cuenta que la carta va dirigida al rector, tú consideras que la carta

- A. tiene un tono muy serio pero está bien escrita.
- B. maneja un vocabulario muy técnico que no se comprende.
- C. usa un lenguaje muy informal y tiene problemas de redacción.
- D. está escrita con un estilo muy elegante, pero tiene palabras mal escritas.

## • Estructura

<b>Competencia</b>	Comunicativa (Proceso de Escritura)
<b>Componente</b>	Pragmático
<b>Afirmación</b>	Da cuenta de las estrategias discursivas pertinentes y adecuadas al propósito de producción de un texto, en una situación de comunicación particular.
<b>Nivel de desempeño</b>	Avanzado
<b>Respuesta Correcta</b>	C





- Resultados a nivel nacional y de Entidad Territorial Certificada (ETC)

ETC/País	A	B	C	D	Omisión y multimarca	Nº estudiantes
Amazonas	34.3%	18.8%	25.2%	18.0%	3.7%	723
Antioquia	26.9%	20.8%	32.8%	18.0%	1.5%	24847
Apartadó	30.9%	20.8%	28.1%	18.9%	1.3%	1454
Arauca	29.1%	18.4%	32.3%	19.5%	0.8%	2693
Armenia	19.9%	20.4%	43.1%	15.9%	0.7%	2170
Atlántico	31.4%	18.8%	30.4%	17.4%	2.0%	5613
Barrancabermeja	24.8%	18.8%	40.4%	14.7%	1.3%	2155
Barranquilla	24.8%	18.8%	40.0%	15.2%	1.3%	10960
Bello	19.6%	21.6%	42.9%	15.0%	0.9%	3985
Bogotá, D.C.	13.8%	17.6%	54.9%	12.6%	1.1%	59893
Bolívar	34.7%	18.9%	25.4%	18.8%	2.1%	10545
Boyacá	23.0%	18.9%	38.8%	18.3%	0.9%	7816
Bucaramanga	18.7%	16.6%	48.5%	15.7%	0.5%	4485
Buenaventura	27.9%	17.3%	34.7%	18.2%	1.9%	4073
Buga	18.3%	20.6%	44.3%	15.5%	1.3%	986
Caldas	24.1%	21.4%	34.8%	18.9%	0.8%	5416
Cali	18.5%	19.3%	46.5%	14.2%	1.5%	18221
Caquetá	31.6%	18.8%	29.6%	18.5%	1.5%	2784
Cartagena	27.6%	17.6%	37.4%	15.6%	1.8%	10018
Cartago	22.1%	20.9%	38.3%	17.7%	1.0%	1204
Casanare	25.0%	19.9%	35.0%	19.3%	0.8%	3166
Cauca	27.7%	17.8%	34.2%	18.4%	1.8%	11644
Cesar	31.6%	16.9%	30.9%	19.2%	1.4%	7399
Chocó	32.2%	17.1%	30.2%	17.8%	2.7%	3377
Chía	9.8%	15.3%	63.5%	10.1%	1.3%	1420
Ciénaga	29.3%	17.0%	31.3%	19.7%	2.7%	1357
Cundinamarca	17.9%	19.7%	46.7%	15.0%	0.7%	15077
Córdoba	34.3%	17.8%	27.1%	19.3%	1.4%	12648
Cúcuta	24.2%	18.9%	39.4%	16.9%	0.6%	6810
Dosquebradas	20.9%	22.3%	41.0%	15.2%	0.5%	1647
Duitama	11.9%	21.7%	54.5%	11.6%	0.3%	1168
Envigado	11.0%	21.0%	56.5%	11.1%	0.4%	1227
Facatativá	16.9%	18.6%	50.3%	13.7%	0.6%	1252
Florencia	26.4%	22.6%	33.9%	16.2%	0.9%	1908
Floridablanca	17.9%	17.2%	49.9%	14.2%	0.8%	2332
Fusagasugá	16.5%	18.4%	47.4%	15.7%	2.1%	1062
Girardot	20.8%	22.1%	41.1%	14.7%	1.2%	912

Continúa en la siguiente página



## SABER 5 - LENGUAJE

ETC/País	A	B	C	D	Omisión y multimarca	Nº estudiantes
Girón	22.3%	19.9%	40.8%	16.4%	0.6%	1425
Guainía	33.0%	18.0%	26.6%	21.0%	1.5%	467
Guaviare	31.0%	20.0%	27.2%	20.1%	1.6%	849
Huila	23.7%	21.9%	34.5%	18.7%	1.1%	7369
Ibagué	17.4%	20.3%	45.2%	16.4%	0.8%	4896
Ipiales	19.6%	20.2%	45.6%	14.0%	0.6%	1396
Itagüí	21.2%	23.6%	40.8%	13.2%	1.2%	1675
Jamundí	26.2%	21.8%	35.4%	15.4%	1.3%	1105
La Guajira	31.6%	16.7%	32.4%	17.6%	1.7%	3814
Lorica	32.4%	18.6%	28.8%	18.4%	1.9%	1279
Magangué	31.4%	19.5%	27.7%	19.8%	1.6%	1371
Magdalena	34.4%	17.1%	28.5%	17.9%	2.1%	8777
Maicao	34.0%	17.1%	28.5%	17.9%	2.5%	2099
Malambo	27.9%	17.9%	39.4%	13.4%	1.4%	994
Manizales	17.7%	22.7%	45.5%	13.9%	0.2%	2783
Medellín	19.7%	22.9%	41.1%	15.0%	1.2%	17811
Meta	27.7%	20.3%	32.9%	18.2%	1.0%	5535
Montería	28.5%	20.2%	31.7%	18.3%	1.3%	4560
Mosquera	12.5%	18.8%	53.9%	13.7%	1.1%	1225
Nariño	24.9%	17.1%	37.9%	17.4%	2.7%	9310
Neiva	19.6%	20.0%	44.0%	15.3%	1.0%	3513
Norte de Santander	29.7%	18.1%	33.7%	17.5%	1.0%	7430
Palmira	17.6%	20.0%	45.3%	15.8%	1.2%	2731
Pasto	13.9%	19.7%	51.3%	13.9%	1.2%	3747
Pereira	20.1%	20.5%	41.8%	16.1%	1.5%	3628
Piedecuesta	19.6%	19.2%	44.1%	15.6%	1.4%	1253
Pitalito	22.0%	23.0%	35.5%	17.8%	1.7%	1497
Popayán	17.3%	19.0%	48.0%	14.4%	1.3%	2630
Putumayo	25.8%	19.8%	33.2%	19.8%	1.4%	3643
Quibdó	26.9%	18.2%	34.9%	16.0%	3.9%	1116
Quindío	24.0%	20.3%	36.5%	17.9%	1.4%	2111
Riohacha	32.8%	17.3%	30.6%	16.7%	2.6%	2469
Rionegro	18.2%	19.3%	49.2%	12.9%	0.4%	1000
Risaralda	28.3%	21.3%	31.4%	17.5%	1.4%	2392
Sabaneta	13.5%	19.6%	52.4%	10.3%	4.2%	475
Sahagún	32.8%	15.4%	32.0%	19.3%	0.5%	1163
San Andrés	33.0%	17.9%	31.5%	16.4%	1.1%	457
Santa Marta	27.0%	18.8%	36.8%	15.6%	1.8%	5702
Santander	24.9%	18.2%	38.9%	17.1%	0.9%	7558

Continúa en la siguiente página





ETC/País	A	B	C	D	Omisión y multimarca	Nº estudiantes
Sincelejo	30.2%	18.1%	32.9%	17.9%	0.9%	2971
Soacha	16.0%	20.9%	47.4%	14.7%	1.0%	5323
Sogamoso	15.5%	20.5%	50.1%	13.8%	0.1%	1356
Soledad	23.2%	20.4%	39.3%	15.4%	1.7%	4938
Sucre	35.2%	17.6%	26.3%	19.6%	1.3%	7527
Tolima	26.3%	20.6%	33.4%	18.2%	1.3%	9066
Tuluá	22.4%	18.7%	42.8%	15.5%	0.6%	2064
Tumaco	31.9%	18.0%	28.6%	18.7%	2.8%	2344
Tunja	12.9%	18.5%	57.1%	11.4%	0.1%	1616
Turbo	34.2%	18.7%	25.5%	19.6%	2.1%	2106
Uribe	31.3%	17.4%	26.6%	21.1%	3.6%	1293
Valle del Cauca	24.2%	20.0%	37.5%	17.2%	1.0%	7924
Valledupar	28.5%	15.8%	36.3%	17.9%	1.5%	4918
Vaupés	38.3%	15.7%	24.3%	20.6%	1.1%	452
Vichada	32.2%	19.4%	27.0%	19.4%	2.0%	785
Villavicencio	19.7%	18.8%	46.3%	14.3%	1.0%	5033
Yopal	21.6%	20.3%	42.1%	15.2%	0.7%	1890
Yumbo	18.8%	23.6%	42.0%	15.1%	0.5%	1259
Zipaquirá	14.4%	19.0%	50.3%	15.5%	0.8%	1269
Colombia	23.6%	19.1%	39.7%	16.3%	1.3%	451836

\*Es posible que los porcentajes mostrados no sumen exactamente 100 debido a aproximaciones decimales.



• **Pregunta 35.**

La profesora de sociales te ha pedido investigar sobre las montañas más altas de Colombia. Para hacer la tarea, el libro que te permitiría consultar sobre este tema sería

A.



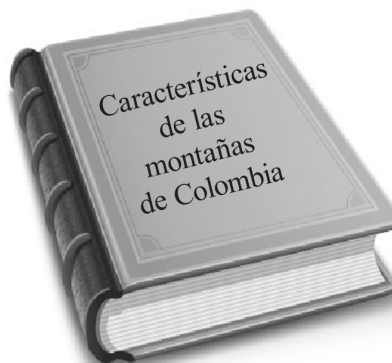
B.



C.



D.



• **Estructura**

<b>Competencia</b>	Comunicativa (Proceso de Escritura)
<b>Componente</b>	Semántico
<b>Afirmación</b>	Selecciona líneas de consulta atendiendo a las características del tema y el propósito del escrito.
<b>Nivel de desempeño</b>	Satisfactorio
<b>Respuesta Correcta</b>	D





## • Resultados a nivel nacional y de Entidad Territorial Certificada (ETC)

ETC/País	A	B	C	D	Omisión y multimarca	Nº estudiantes
Amazonas	6.6%	27.8%	9.8%	52.1%	3.6%	723
Antioquia	6.0%	23.5%	7.5%	61.5%	1.5%	24847
Apartadó	8.8%	24.1%	9.1%	57.1%	1.0%	1454
Arauca	5.1%	21.8%	6.9%	65.4%	0.7%	2693
Armenia	4.8%	21.6%	6.5%	66.5%	0.6%	2170
Atlántico	7.4%	26.3%	9.0%	55.4%	1.9%	5613
Barrancabermeja	5.2%	20.0%	6.6%	66.9%	1.4%	2155
Barranquilla	5.0%	22.0%	6.3%	65.5%	1.2%	10960
Bello	4.4%	19.6%	7.0%	68.3%	0.7%	3985
Bogotá, D.C.	2.9%	15.2%	5.0%	75.9%	1.1%	59893
Bolívar	8.7%	28.9%	10.9%	49.7%	1.8%	10545
Boyacá	4.4%	19.8%	6.8%	68.1%	0.9%	7816
Bucaramanga	3.2%	17.1%	5.6%	73.6%	0.5%	4485
Buenaventura	7.0%	25.0%	8.4%	57.9%	1.6%	4073
Buga	3.8%	21.1%	5.6%	68.3%	1.3%	986
Caldas	4.2%	23.2%	7.0%	64.8%	0.8%	5416
Cali	3.5%	19.1%	5.7%	70.3%	1.4%	18221
Caquetá	6.4%	28.1%	8.2%	55.7%	1.5%	2784
Cartagena	6.9%	23.2%	7.9%	60.5%	1.5%	10018
Cartago	4.1%	23.5%	7.6%	63.8%	1.1%	1204
Casanare	4.9%	21.7%	7.4%	65.3%	0.7%	3166
Cauca	5.5%	25.7%	7.9%	59.4%	1.5%	11644
Cesar	6.8%	26.5%	8.6%	56.7%	1.3%	7399
Chocó	10.2%	28.5%	11.6%	47.0%	2.8%	3377
Chía	2.6%	13.0%	3.9%	79.7%	0.8%	1420
Ciénaga	8.1%	23.9%	8.5%	57.0%	2.4%	1357
Cundinamarca	3.7%	17.7%	5.8%	72.2%	0.6%	15077
Córdoba	8.1%	26.1%	9.8%	54.8%	1.2%	12648
Cúcuta	4.1%	21.0%	6.1%	68.3%	0.5%	6810
Dosquebradas	3.3%	17.1%	5.3%	73.8%	0.4%	1647
Duitama	3.1%	12.9%	4.9%	78.7%	0.4%	1168
Envigado	3.2%	11.1%	5.3%	80.2%	0.2%	1227
Facatativá	3.3%	18.5%	5.8%	72.0%	0.5%	1252
Florencia	5.4%	25.8%	7.2%	60.4%	1.2%	1908
Floridablanca	3.0%	14.7%	4.8%	76.9%	0.6%	2332
Fusagasugá	3.4%	16.9%	5.6%	72.3%	1.9%	1062
Girardot	5.4%	23.2%	7.7%	62.8%	0.9%	912

Continúa en la siguiente página



ETC/País	A	B	C	D	Omisión y multimarca	N° estudiantes
Girón	4.4%	21.3%	5.5%	68.2%	0.6%	1425
Guainía	6.6%	28.3%	9.4%	53.3%	2.4%	467
Guaviare	6.5%	28.7%	7.5%	55.7%	1.5%	849
Huila	4.2%	22.9%	6.3%	65.6%	1.1%	7369
Ibagué	3.5%	20.5%	6.3%	69.1%	0.6%	4896
Ipiales	3.7%	15.7%	6.8%	73.3%	0.6%	1396
Itagüí	5.4%	17.0%	6.9%	69.8%	1.0%	1675
Jamundí	4.8%	21.0%	7.5%	65.5%	1.2%	1105
La Guajira	7.8%	26.5%	10.3%	54.0%	1.5%	3814
Lorica	7.2%	23.8%	9.2%	58.6%	1.2%	1279
Magangué	8.9%	27.4%	8.9%	53.8%	0.9%	1371
Magdalena	9.1%	26.6%	9.8%	52.6%	1.9%	8777
Maicao	8.8%	25.6%	12.1%	51.3%	2.1%	2099
Malambo	7.0%	22.8%	9.8%	59.2%	1.2%	994
Manizales	3.8%	18.3%	6.1%	71.4%	0.4%	2783
Medellín	5.9%	19.3%	7.5%	65.9%	1.3%	17811
Meta	5.2%	23.1%	8.1%	62.7%	0.9%	5535
Montería	7.8%	24.9%	8.5%	57.7%	1.1%	4560
Mosquera	2.9%	13.6%	6.4%	76.0%	1.1%	1225
Nariño	4.1%	20.9%	7.2%	65.2%	2.6%	9310
Neiva	3.2%	20.6%	5.2%	70.3%	0.7%	3513
Norte de Santander	5.3%	22.7%	7.1%	63.8%	1.0%	7430
Palmira	3.7%	19.6%	6.1%	69.6%	1.1%	2731
Pasto	2.1%	16.4%	4.7%	75.4%	1.3%	3747
Pereira	3.0%	21.1%	5.0%	69.5%	1.3%	3628
Piedecuesta	3.7%	16.5%	5.7%	72.8%	1.3%	1253
Pitalito	4.5%	21.2%	6.9%	65.7%	1.7%	1497
Popayán	3.3%	17.5%	5.2%	72.7%	1.3%	2630
Putumayo	5.0%	26.1%	7.7%	59.8%	1.4%	3643
Quibdó	6.5%	26.0%	8.8%	55.3%	3.5%	1116
Quindío	5.1%	22.3%	7.4%	64.1%	1.1%	2111
Riohacha	7.9%	25.8%	9.6%	54.6%	2.1%	2469
Rionegro	2.8%	17.1%	6.0%	73.6%	0.5%	1000
Risaralda	4.7%	24.6%	6.9%	62.3%	1.5%	2392
Sabaneta	1.7%	12.6%	4.0%	77.1%	4.6%	475
Sahagún	7.6%	23.6%	8.3%	60.3%	0.3%	1163
San Andrés	6.6%	24.5%	9.2%	58.9%	0.9%	457
Santa Marta	6.0%	22.2%	7.2%	63.1%	1.4%	5702
Santander	4.5%	21.2%	6.2%	67.2%	0.9%	7558

Continúa en la siguiente página





ETC/País	A	B	C	D	Omisión y multimarca	N° estudiantes
Sincelejo	5.4%	24.8%	8.1%	60.9%	0.8%	2971
Soacha	3.5%	18.2%	5.8%	71.6%	0.8%	5323
Sogamoso	3.2%	15.0%	5.2%	76.4%	0.2%	1356
Soledad	4.5%	22.3%	7.6%	63.9%	1.7%	4938
Sucre	8.3%	26.8%	9.5%	54.2%	1.2%	7527
Tolima	5.8%	25.6%	6.9%	60.5%	1.1%	9066
Tuluá	3.8%	22.0%	6.0%	67.7%	0.5%	2064
Tumaco	11.0%	28.3%	10.8%	47.1%	2.8%	2344
Tunja	2.6%	14.7%	4.3%	78.3%	0.2%	1616
Turbo	9.4%	26.6%	10.6%	51.8%	1.7%	2106
Uribe	11.0%	30.5%	13.5%	41.4%	3.6%	1293
Valle del Cauca	5.1%	23.3%	7.1%	63.7%	0.9%	7924
Valledupar	5.6%	22.6%	6.3%	64.0%	1.5%	4918
Vaupés	5.5%	29.0%	10.4%	54.4%	0.7%	452
Vichada	6.6%	27.0%	10.3%	55.2%	0.9%	785
Villavicencio	3.9%	18.3%	5.6%	71.2%	1.0%	5033
Yopal	4.4%	19.8%	6.5%	68.6%	0.6%	1890
Yumbo	4.3%	23.6%	6.0%	65.5%	0.6%	1259
Zipaquirá	2.9%	13.6%	5.6%	77.1%	0.8%	1269
Colombia	5.1%	21.4%	7.1%	65.2%	1.2%	451836

\*Es posible que los porcentajes mostrados no sumen exactamente 100 debido a aproximaciones decimales.



